



Charter Academy of the Redwoods
Notice of Regular Meeting
Fullerton
(707) 467-0500
October 12, 2021 * 6:00p.m. Open Session



Welcome! The agenda is provided for this regular meeting of the Board of Directors of *Charter Academy of the Redwoods*, a non-profit public benefit corporation. All business of the Board is limited to these items and is conducted to fulfill the mission of preparing students for a successful future in safe, challenging, well-managed charter schools. If you wish to speak or present written comments, please notify the chairperson. A copy of any items that are identified as “back-up” is available upon request.

I. Introductory Items

- a. Call to Order/ Roll Call
- b. Adoption of Agenda
- c. President’s Report
- d. Secretary’s Report
- e. Treasurer’s Report
- f. Safety and Facilities Report

II. Consent Items—The following items are submitted to the Board of Directors to be acted on at one time without discussion. Each item is considered routine and non-controversial. Any Director may request any item be pulled for discussion or separate vote.

- a. **Approval of Minutes**—The Directors are requested to approve the minutes of the regular meeting of September 14, 2021. (back-up)
- b. **Approval of Projected In-district ADA for 2022-2023**—The Directors are requested to approve as a reasonable projection of in-district classroom ADA for *Accelerated Achievement Academy* of 128 and for *Redwood Academy of Ukiah* of 123 for the purposes of submitting the annual letter of request for Proposition 39 facilities.

III. Regular Meeting—Action Items

- c. **Approval of Revised Unaudited Actuals**—The Directors are requested to approve the unaudited actuals for Charter Academy of the Redwoods including Accelerated Achievement Academy and Redwood Academy of Ukiah. (back up)
- d. **Approval of the Revised 2021-2022 Budgets**—The Directors are requested to approve budget revisions for Accelerated Achievement Academy and Redwood Academy of Ukiah. (back up)
- e. **Approval of Annual Reports**—The Directors are requested to approve *Redwood Academy of Ukiah’s* and *Accelerated Achievements Academy’s* Annual Reports for 2020-21 with authorization to make revisions if suggested by UUSD oversight personnel. (back-up)

IV. Board Training—Elna will provide a training on the Brown Act and AB 361.

V. Public Comment for Items Not on the Agenda—The Board reserves 10 minutes for members of the public to address the Board on items not on the agenda and within its jurisdiction. The Board is prohibited by law from taking action on matters not on the agenda, but may ask questions to clarify the speaker’s comment, briefly answer questions, and refer the speaker to follow up with a specific staff member.

VI. Next Regular Meeting—**Tuesday, December 14, 2021 @ 6:00 p.m. @ Redwood Academy of Ukiah**
This meeting will include the annual and organizational meetings for the corporation.

VII. Adjournment

09 - CHARTER SCHOOLS SPECIAL REV FD **Fiscal Year 2021/22**

JE #	Description	Debits	Credits	Running Balance
07/01/21	EX22-00001		46.75	46.75-
07/01/21	EX22-00002		119.00	165.75-
07/01/21	EX22-00003		1,310.00	1,475.75-
07/01/21	EX22-00004		38.11	1,513.86-
07/01/21	EX22-00005		22.00	1,535.86-
07/01/21	EX22-00007		336.64	1,872.50-
07/01/21	EX22-00008		554.64	2,427.14-
07/01/21	EX22-00009		95.00	2,522.14-
07/06/21	CT22-00073	20/21 LOTTERY QTR3		18,521.63
07/08/21	EX22-00010	AP07072021	197.68	18,323.95
07/08/21	EX22-00011	AP07072021	1,780.00	16,543.95
07/08/21	EX22-00012	AP07072021	262.65	16,281.30
07/08/21	EX22-00013	AP07072021	69.00	16,212.30
07/08/21	EX22-00014	AP07072021	75.00	16,137.30
07/08/21	EX22-00015	AP07072021	50.82	16,086.48
07/08/21	EX22-00016	AP07072021	37.44	16,049.04
07/08/21	EX22-00017	AP07072021	667.50	15,381.54
07/08/21	EX22-00018	AP07072021	4,185.00	11,196.54
07/08/21	EX22-00019	AP07072021	2,000.00	9,196.54
07/08/21	EX22-00020	AP07072021	168.02	9,028.52
07/09/21	PR22-00001	20210709-REG	49,008.96	39,980.44-
07/09/21	PR22-00004	20210709-JUL	44,754.62	84,735.06-
07/15/21	EX22-00021	AP07142021	776.13	85,511.19-
07/15/21	EX22-00022	AP07142021	8,950.89	94,462.08-
07/15/21	EX22-00023	AP07142021	1,194.50	95,656.58-
07/15/21	EX22-00024	AP07142021	550.00	96,206.58-
07/15/21	EX22-00025	AP07142021	15.00	96,221.58-
07/15/21	EX22-00026	AP07142021	2,157.55	98,379.13-
07/15/21	EX22-00027	AP07142021	224.28	98,603.41-
07/15/21	EX22-00028	AP07142021	2,300.00	100,903.41-
07/15/21	EX22-00029	AP07142021	202.33	101,105.74-
07/15/21	EX22-00030	AP07142021	3,289.00	104,394.74-
07/15/21	EX22-00031	AP07142021	1,283.47	105,678.21-
07/15/21	EX22-00032	AP07142021	37.12	105,715.33-
07/21/21	CT22-00030	RETURNED CHECK DT58 REED	86.00	105,801.33-
07/22/21	EX22-00033	AP07212021	1,446.43	107,247.76-
07/22/21	EX22-00034	AP07212021	157.50	107,405.26-
07/22/21	EX22-00035	AP07212021	37.67	107,442.93-
07/22/21	EX22-00036	AP07212021	296.72	107,739.65-
07/26/21	PR22-00006	20210726-REG	58,430.49	166,170.14-
07/29/21	CT22-00029	Use Tax June Qtr Rpt & March Amended pmt	48.81	166,218.95-
07/29/21	CT22-00072	20/21 JULY APPORTIONMENT	75,411.00	90,807.95-
07/29/21	EX22-00037	AP07282021	64.00	90,871.95-
07/29/21	EX22-00038	AP07282021	985.93	91,857.88-
07/29/21	EX22-00039	AP07282021	6,003.00	97,860.88-
07/29/21	EX22-00040	AP07282021	144.00	98,004.88-
07/29/21	EX22-00041	AP07282021	97.54	98,102.42-
07/29/21	EX22-00042	AP07282021	15.00	98,117.42-
07/29/21	EX22-00044	AP07282021	389.00	98,506.42-
07/29/21	EX22-00045	AP07282021	165.51	98,671.93-

Handwritten notes:
 ✓ -21-22 ps 5/9 = -93,090²⁵
 4-20-21 ps 16/22 = 3,029,827
 2,936,736⁶⁸

09 - CHARTER SCHOOLS SPECIAL REV FD

Fiscal Year 2021/22

JE #	Description	Debits	Credits	Running Balance
		Total for 7/2021	96,454.77	195,126.70
Net Change		98,671.93-		
08/05/21	EX22-00046 AP08042021		5,684.81	104,356.74-
08/05/21	EX22-00047 AP08042021		75.00	104,431.74-
08/05/21	EX22-00048 AP08042021		22,550.00	126,981.74-
08/05/21	EX22-00049 AP08042021		83.25	127,064.99-
08/05/21	EX22-00050 AP08042021		171.12	127,236.11-
08/05/21	EX22-00051 AP08042021		2,200.00	129,436.11-
08/10/21	CT22-00055 20/21 TITLE II FOURTH APPORT PART A	130.00		129,306.11-
08/10/21	PR22-00009 20210810-REG		86,562.97	215,869.08-
08/12/21	EX22-00052 AP08112021		8,476.96	224,346.04-
08/12/21	EX22-00053 AP08112021		600.00	224,946.04-
08/12/21	EX22-00054 AP08112021	57.45	112.00	225,000.59-
08/12/21	EX22-00055 AP08112021		416.09	225,416.68-
08/12/21	EX22-00056 AP08112021		32.66	225,449.34-
08/12/21	EX22-00057 AP08112021		202.86	225,652.20-
08/12/21	EX22-00058 AP08112021		269.00	225,921.20-
08/12/21	EX22-00059 AP08112021		75.00	225,996.20-
08/12/21	EX22-00060 AP08112021		49.00	226,045.20-
08/12/21	EX22-00061 AP08112021		667.50	226,712.70-
08/12/21	EX22-00062 AP08112021		671.80	227,384.50-
08/12/21	EX22-00063 AP08112021		3,289.00	230,673.50-
08/12/21	EX22-00064 AP08112021		336.64	231,010.14-
08/12/21	EX22-00065 AP08112021		554.64	231,564.78-
08/16/21	CT22-00043 July Charter Taxes	45,434.00		186,130.78-
08/17/21	CT22-00120 August Charter Taxes	90,868.00		95,262.78-
08/18/21	CT22-00069 20/21 ESSER III FIRST APPORT	44,462.00		50,800.78-
08/19/21	CT22-00046 CALPERS GASB68 REPORT FEE		350.00	51,150.78-
08/19/21	EX22-00066 AP08182021		51.05	51,201.83-
08/19/21	EX22-00067 AP08182021		88.32	51,290.15-
08/19/21	EX22-00068 AP08182021		531.92	51,822.07-
08/19/21	EX22-00069 AP08182021		580.00	52,402.07-
08/19/21	EX22-00070 AP08182021		1,117.53	53,519.60-
08/19/21	EX22-00071 AP08182021		262.65	53,782.25-
08/19/21	EX22-00072 AP08182021		157.50	53,939.75-
08/19/21	EX22-00073 AP08182021		73.62	54,013.37-
08/19/21	EX22-00074 AP08182021		223.65	54,237.02-
08/19/21	EX22-00075 AP08182021		4,593.16	58,830.18-
08/19/21	EX22-00076 AP08182021		1,500.00	60,330.18-
08/19/21	EX22-00077 AP08182021		363.37	60,693.55-
08/19/21	EX22-00078 AP08182021		30.02	60,723.57-
08/20/21	CT22-00097 20/21 FEB APPORT DEFERRED TO AUG	78,656.00		17,932.43
08/25/21	CT22-00113 20/21 MAY APPORT DEFERRED TO AUG	123,722.00		141,654.43
08/26/21	EX22-00079 AP08252021		322.62	141,331.81
08/26/21	EX22-00080 AP08252021		85.00	141,246.81
08/26/21	EX22-00081 AP08252021		71.40	141,175.41
08/26/21	EX22-00082 AP08252021		184.00	140,991.41
08/26/21	EX22-00083 AP08252021		6,003.00	134,988.41

Selection Grouped by Fund and JE Date, Filtered by (Org = 58, Fiscal Year = 2022, Restricted Accts? = Y, No Detail? = Y)

ESCAPE ONLINE

09 - CHARTER SCHOOLS SPECIAL REV FD **Fiscal Year 2021/22**

JE #	Description	Debits	Credits	Running Balance
08/26/21	EX22-00084	AP08252021	150.00	134,838.41
08/26/21	EX22-00085	AP08252021	15.00	134,823.41
08/26/21	EX22-00086	AP08252021	366.55	134,456.86
08/26/21	EX22-00087	AP08252021	69.00	134,387.86
08/26/21	EX22-00088	AP08252021	153.00	134,234.86
08/26/21	EX22-00089	AP08252021	504.00	133,730.86
08/26/21	EX22-00090	AP08252021	845.27	132,885.59
08/26/21	EX22-00091	AP08252021	1,453.93	131,431.66
08/26/21	EX22-00092	AP08252021	296.72	131,134.94
08/26/21	PR22-00012	20210826-REG	93,757.72	37,377.22
08/27/21	CT22-00111	20/21 MARCH & APRIL APPORT DEFERRED TO AUG	244,879.00	282,256.22
08/30/21	CT22-00115	21/22 AUGUST APPORTIONMENT	75,411.00	357,667.22
		Total for 8/2021	703,619.45	247,280.30
Net Change		456,339.15		
09/02/21	EX22-00093	AP09012021	78.68	357,588.54
09/02/21	EX22-00094	AP09012021	494.17	357,094.37
09/02/21	EX22-00095	AP09012021	16.33	357,078.04
09/02/21	EX22-00096	AP09012021	691.47	356,386.57
09/02/21	EX22-00097	AP09012021	856.85	355,529.72
09/02/21	EX22-00098	AP09012021	11,400.00	344,129.72
09/02/21	EX22-00099	AP09012021	822.24	343,307.48
09/02/21	EX22-00100	AP09012021	160.00	343,147.48
09/02/21	EX22-00102	AP09012021	133,318.13	209,829.35
09/02/21	EX22-00103	AP09012021	163.22	209,666.13
09/02/21	EX22-00104	AP08252021	150.00	209,816.13
09/09/21	EX22-00105	AP09082021	150.00	209,666.13
09/09/21	EX22-00106	AP09082021	37.97	209,628.16
09/09/21	EX22-00107	AP09082021	1,780.00	207,848.16
09/09/21	EX22-00108	AP09082021	69.00	207,779.16
09/09/21	EX22-00109	AP09082021	141.00	207,638.16
09/09/21	EX22-00110	AP09082021	667.50	206,970.66
09/09/21	EX22-00111	AP09082021	171.12	206,799.54
09/09/21	EX22-00112	AP09082021	169.41	206,630.13
09/09/21	EX22-00113	AP09082021	336.64	206,293.49
09/09/21	EX22-00114	AP09082021	554.64	205,738.85
09/10/21	PR22-00015	20210910-REG	104,726.62	101,012.23
09/15/21	CT22-00119	September Charter Taxes	90,868.00	191,880.23
09/16/21	EX22-00115	AP09152021	61.28	191,818.95
09/16/21	EX22-00116	AP09152021	280.84	191,538.11
09/16/21	EX22-00117	AP09152021	236.21	191,301.90
09/16/21	EX22-00118	AP09152021	45.00	191,256.90
09/16/21	EX22-00119	AP09152021	1,496.58	189,760.32
09/16/21	EX22-00120	AP09152021	325.67	189,434.65
09/16/21	EX22-00121	AP09152021	166.60	189,268.05
09/16/21	EX22-00122	AP09152021	9,438.21	179,829.84
09/16/21	EX22-00123	AP09152021	594.18	179,235.66
09/16/21	EX22-00124	AP09152021	879.94	178,355.72
09/16/21	EX22-00125	AP09152021	1,467.74	176,887.98
09/16/21	EX22-00126	AP09152021	2,873.98	174,014.00
09/16/21	EX22-00127	AP09152021	275.64	173,738.36

09 - CHARTER SCHOOLS SPECIAL REV FD **Fiscal Year 2021/22**

JE #	Description	Debits	Credits	Running Balance
09/16/21	EX22-00128	AP09152021	9,154.17	164,584.19
09/16/21	EX22-00129	AP09152021	2,336.59	162,247.60
09/16/21	EX22-00130	AP09152021	165.00	162,082.60
09/16/21	EX22-00131	AP09152021	321.79	161,760.81
09/16/21	EX22-00132	AP09152021	1,831.16	159,929.65
09/16/21	EX22-00133	AP09152021	91.00	159,838.65
09/16/21	EX22-00134	AP09152021	714.22	159,124.43
09/16/21	EX22-00135	AP09152021	6,000.00	153,124.43
09/16/21	EX22-00136	AP09152021	3,289.00	149,835.43
09/16/21	EX22-00137	AP09152021	30.02	149,805.41
09/20/21	CT22-00138	Use Tax Payment 2 Sept Qtr	19.85	149,785.56
09/21/21	CT22-00151	20/21 ESSER II CRRSA ACT	11,090.00	160,875.56
09/23/21	EX22-00138	AP09222021	580.00	160,295.56
09/23/21	EX22-00139	AP09222021	600.00	159,695.56
09/23/21	EX22-00140	AP09222021	1,780.00	157,915.56
09/23/21	EX22-00141	AP09222021	25.00	157,890.56
09/23/21	EX22-00142	AP09222021	262.65	157,627.91
09/23/21	EX22-00143	AP09222021	157.50	157,470.41
09/23/21	EX22-00144	AP09222021	832.89	156,637.52
09/23/21	EX22-00145	AP09222021	75.00	156,562.52
09/23/21	EX22-00146	AP09222021	998.40	155,564.12
09/23/21	EX22-00147	AP09222021	140.00	155,424.12
09/23/21	EX22-00148	AP09222021	10.28	155,413.84
09/23/21	EX22-00149	AP09222021	274.50	155,139.34
09/23/21	EX22-00150	AP09222021	30,069.00	125,070.34
09/23/21	EX22-00151	AP09222021	1,232.89	123,837.45
09/23/21	EX22-00152	AP09222021	296.72	123,540.73
09/24/21	AR22-00001	DP-22001	15.25	123,555.98
09/24/21	AR22-00002	DP-22001	5,372.57	128,928.55
09/24/21	AR22-00003	DP-22001	381.65	129,310.20
09/24/21	AR22-00004	DP-22001	2,442.09	131,752.29
09/24/21	AR22-00005	DP-22001	8,597.52	140,349.81
09/24/21	PR22-00018	20210924-REG	104,438.01	35,911.80
09/28/21	GJ22-00003	XFER 7425 TO 3219	5,025.63	5,025.63
09/29/21	CT22-00162	20/21 CARES ESSER I FIFTH APPORT	6,102.00	42,013.80
09/30/21	EX22-00153	AP09292021A	206.21	41,807.59
09/30/21	EX22-00154	AP09292021A	37.97	41,769.62
09/30/21	EX22-00155	AP09292021A	802.82	40,966.80
09/30/21	EX22-00156	AP09292021A	6,003.00	34,963.80
09/30/21	EX22-00157	AP09292021A	1,958.37	33,005.43
09/30/21	EX22-00158	AP09292021A	1,285.70	31,719.73
09/30/21	EX22-00159	AP09292021A	300.00	31,419.73
09/30/21	EX22-00160	AP09292021A	200.00	31,219.73
09/30/21	EX22-00161	AP09292021A	2,659.74	28,559.99
09/30/21	EX22-00162	AP09292021A	4,847.88	23,712.11
09/30/21	EX22-00163	AP09292021A	15.00	23,697.11
09/30/21	EX22-00164	AP09292021A	92.50	23,604.61
09/30/21	EX22-00166	AP09292021A	506.37	23,098.24
09/30/21	EX22-00167	AP09292021A	1,360.74	21,737.50
09/30/21	EX22-00168	AP09292021A	2,000.00	19,737.50
09/30/21	EX22-00169	AP09292021A	1,236.47	18,501.03

Selection Grouped by Fund and JE Date, Filtered by (Org = 58, Fiscal Year = 2022, Restricted Accts? = Y, No Detail? = Y)

09 - CHARTER SCHOOLS SPECIAL REV FD Fiscal Year 2021/22

JE #	Description	Debits	Credits	Running Balance
09/30/21	EX22-00170 AP09292021A		163.22	18,337.81
Total for 9/2021		130,044.71	469,374.12	
	Net Change	339,329.41-		
10/07/21	EX22-00171 AP10062021		1,000.59	17,337.22
10/07/21	EX22-00172 AP10062021		300.00	17,037.22
10/07/21	EX22-00173 AP10062021		812.76	16,224.46
10/07/21	EX22-00174 AP10062021		92.50	16,131.96
10/07/21	EX22-00175 AP10062021		667.50	15,464.46
10/07/21	EX22-00176 AP10062021		389.00	15,075.46
10/07/21	EX22-00177 AP10062021		453.01	14,622.45
10/07/21	EX22-00178 AP10062021		201.43	14,421.02
10/07/21	EX22-00179 AP10062021		208.70	14,212.32
10/07/21	EX22-00180 AP10062021		336.64	13,875.68
10/07/21	EX22-00181 AP10062021		554.64	13,321.04
10/08/21	PR22-00021 20211008-REG		106,411.29	93,090.25-
Total for 10/2021		.00	111,428.06	
	Net Change	111,428.06-		
Total for 09 - CHARTER SCHOOLS SPECIAL REV FD		930,118.93	1,023,209.18	
	Net Change	93,090.25-		

Recap by Resource

Rsrc-PY	Bal Forward	Debit	Credit	Ending Bal	Resource Description
0000-0	.00	388,017.08	378,974.97	9,042.11	NO REPORTING REQUIREM
0000-1	.00	440,278.36	371,025.35	69,253.01	NO REPORTING REQUIREM
1100-0	.00	5,119.80		5,119.80	STATE LOTTERY
1100-1	.00	4,944.46		4,944.46	STATE LOTTERY
3010-0	.00		26,565.89	26,565.89-	NCLB TITLE I: LOW-INC/NEC
3010-1	.00		44,372.74	44,372.74-	NCLB TITLE I: LOW-INC/NEC
3210-0	.00	1.00		1.00	CARES ACT-ESSER FUND
3210-1	.00	6,101.00		6,101.00	CARES ACT-ESSER FUND
3212-0	.00	6,718.00	4,681.14	2,036.86	CARES ACT-ESSER II FUND
3212-1	.00	4,372.00	11,428.86	7,056.86-	CARES ACT-ESSER II FUND
3213-0	.00	16,497.00	23,923.02	7,426.02-	CARES ACT-ESSER III FUNI
3213-1	.00	27,965.00	17,199.78	10,765.22	CARES ACT-ESSER III FUNI
3218-1	.00		318.13	318.13-	ELO EMERG NEEDS ESSER
3219-1	.00		5,025.63	5,025.63-	ELO RES LEARN LOSS ESS
4035-0	.00	54.00	7,811.45	7,757.45-	TITLE II:TEACHER QUALITY
4035-1	.00	76.00	7,448.39	7,372.39-	TITLE II:TEACHER QUALITY
6030-1	.00	8,597.52	43,879.19	35,281.67-	CHARTER SCH. FACILITIES
6300-0	.00	5,557.83		5,557.83	LOTTERY: INSTRUCTIONAL
6300-1	.00	5,421.68		5,421.68	LOTTERY: INSTRUCTIONAL
7085-0	.00		1,665.38	1,665.38-	LSCCP GRANT
7085-1	.00	5,372.57	1,180.48	4,192.09	LSCCP GRANT
7422-0	.00		3,560.55	3,560.55-	IN-PERSON INSTRUCTION (
7422-1	.00		5,063.77	5,063.77-	IN-PERSON INSTRUCTION (
7425-0	.00		37,300.35	37,300.35-	EXPANDED LEARN OPP RE
7425-1	.00	5,025.63	26,010.08	20,984.45-	EXPANDED LEARN OPP RE

Selection Grouped by Fund and JE Date, Filtered by (Org = 58, Fiscal Year = 2022, Restricted Accts? = Y, No Detail? = Y)

ESCAPE ONLINE

09 - CHARTER SCHOOLS SPECIAL REV FD

Fiscal Year 2021/22

Recap by Resource

Rsrc-PY	Bal Forward	Debit	Credit	Ending Bal	Resource Description
7426-0	.00		2,441.71	2,441.71-	EXPANDED LEARNING OPP
7426-1	.00		3,332.32	3,332.32-	EXPANDED LEARNING OPP
	.00	930,118.93	1,023,209.18	93,090.25-	

76 - WARRANT/PASS-THROUGH Fiscal Year 2021/22

JE #	Description	Debits	Credits	Running Balance
07/01/21	EX22-00006 AP06302021		2,031.05	2,031.05-
07/09/21	CT22-00001 20210709-REG		16,416.33	18,447.38-
07/09/21	CT22-00002 20210709-JUL		18,232.29	36,679.67-
07/09/21	PR22-00001 20210709-REG	49,008.96	23,671.29	11,342.00-
07/09/21	PR22-00002 20210709-REG		553.00	11,895.00-
07/09/21	PR22-00004 20210709-JUL	44,754.62	23,287.82	9,571.80
07/09/21	PR22-00005 20210709-JUL		504.00	9,067.80
07/26/21	CT22-00012 20210726-REG		19,115.15	10,047.35-
07/26/21	PR22-00006 20210726-REG	58,430.49	28,077.97	20,305.17
07/26/21	PR22-00007 20210726-REG		553.00	19,752.17
07/29/21	EX22-00042 AP07282021		407.96	19,344.21
07/29/21	EX22-00043 AP07282021		2,031.05	17,313.16
Total for 7/2021		152,194.07	134,880.91	
Net Change		17,313.16		
08/10/21	CT22-00034 20210810-REG		27,164.15	9,850.99-
08/10/21	PR22-00009 20210810-REG	86,562.97	42,418.95	34,293.03
08/10/21	PR22-00010 20210810-REG		626.35	33,666.68
08/26/21	CT22-00060 20210826-REG		29,965.86	3,700.82
08/26/21	EX22-00085 AP08252021		407.96	3,292.86
08/26/21	PR22-00012 20210826-REG	93,757.72	46,234.64	50,815.94
08/26/21	PR22-00013 20210826-REG		1,127.35	49,688.59
Total for 8/2021		180,320.69	147,945.26	
Net Change		32,375.43		
09/02/21	EX22-00101 AP09012021		2,112.40	47,576.19
09/10/21	CT22-00092 20210910-REG		34,386.67	13,189.52
09/10/21	PR22-00015 20210910-REG	104,726.62	52,624.89	65,291.25
09/10/21	PR22-00016 20210910-REG		1,127.35	64,163.90
09/24/21	CT22-00141 20210924-REG		34,089.97	30,073.93
09/24/21	PR22-00018 20210924-REG	104,438.01	52,636.31	81,875.63
09/24/21	PR22-00019 20210924-REG		1,128.35	80,747.28
09/30/21	EX22-00163 AP09292021A		407.96	80,339.32
09/30/21	EX22-00165 AP09292021A		2,112.40	78,226.92
Total for 9/2021		209,164.63	180,626.30	
Net Change		28,538.33		
10/08/21	CT22-00166 20211008-REG		34,720.78	43,506.14
10/08/21	PR22-00021 20211008-REG	106,411.29	53,466.44	96,450.99
10/08/21	PR22-00022 20211008-REG		1,127.35	95,323.64
Total for 10/2021		106,411.29	89,314.57	
Net Change		17,096.72		
Total for 76 - WARRANT/PASS-THROUGH		648,090.68	552,767.04	
Net Change		95,323.64		

Recap by Resource

Rsrc-PY	Bal Forward	Debit	Credit	Ending Bal	Resource Description
-	.00	648,090.68	543,256.26	104,834.42	
0000-0	.00		4,755.38	4,755.38-	NO REPORTING REQUIREM
0000-1	.00		4,755.40	4,755.40-	NO REPORTING REQUIREM

Selection Grouped by Fund and JE Date, Filtered by (Org = 58, Fiscal Year = 2022, Restricted Accts? = Y, No Detail? = Y)

Recap by Resource

Rsrc-PY	Bal Forward	Debit	Credit	Ending Bal	Resource Description
	.00	648,090.68	552,767.04	95,323.64	

JE #	Description	Debits	Credits	Running Balance
Total for Org Charter Academy of the Redwoods		1,578,209.61	1,575,976.22	

09 - CHARTER SCHOOLS SPECIAL REV FD **Fiscal Year 2020/21**

JE #	Description	Debits	Credits	Running Balance
07/01/20	BB21-00001 FYCLOSE2020	2,697,603.88	46,170.45	2,651,433.43
07/07/20	CT21-00109 19/20 LOTTERY QTR 3	14,046.52		2,665,479.95
07/07/20	CT21-00113 19/20 LOTTERY ADJUSTMENTS	122.33	2.00	2,665,600.28
07/07/20	CT21-00114 18/19 LOTTERY ADJUSTMENTS	47.64	32.02	2,665,615.90
07/09/20	EX21-00001 AP07082020		8,476.96	2,657,138.94
07/09/20	EX21-00002 AP07082020		69.00	2,657,069.94
07/09/20	EX21-00004 AP07082020		28.12	2,657,041.82
07/09/20	EX21-00005 AP07082020		243.34	2,656,798.48
07/09/20	EX21-00007 AP07082020		667.50	2,656,130.98
07/09/20	EX21-00008 AP07082020		168.02	2,655,962.96
07/09/20	EX21-00009 AP07082020		43.53	2,655,919.43
07/09/20	EX21-00010 AP07082020		332.26	2,655,587.17
07/09/20	EX21-00011 AP07082020		575.36	2,655,011.81
07/09/20	EX21-00012 AP07082020		135.04	2,654,876.77
07/09/20	PR21-00005 20200709-MAN		2,934.47	2,651,942.30
07/10/20	PR21-00001 20200710-REG		45,583.55	2,606,358.75
07/10/20	PR21-00004 20200710-JUL		11,787.08	2,594,571.67
07/15/20	CT21-00093 July Charter Taxes	44,338.00		2,638,909.67
07/16/20	CT21-00092 19/20 STATE APPORT JUNE 2020 DEFERRED TO JULY 2020	266,950.00	125,297.00	2,780,562.67
07/16/20	EX21-00013 AP07152020		3,247.85	2,777,314.82
07/16/20	EX21-00014 AP07152020		1,586.00	2,775,728.82
07/16/20	EX21-00015 AP07152020		835.50	2,774,893.32
07/16/20	EX21-00016 AP07152020		157.62	2,774,735.70
07/16/20	EX21-00017 AP07152020		997.14	2,773,738.56
07/16/20	EX21-00018 AP07152020		170.43	2,773,568.13
07/16/20	EX21-00019 AP07152020		448.57	2,773,119.56
07/16/20	EX21-00020 AP07152020		157.50	2,772,962.06
07/16/20	EX21-00021 AP07152020		75.00	2,772,887.06
07/16/20	EX21-00022 AP07152020		162.50	2,772,724.56
07/16/20	EX21-00023 AP07152020		3,289.00	2,769,435.56
07/16/20	EX21-00024 AP07152020		500.00	2,768,935.56
07/16/20	EX21-00025 AP07152020		362.57	2,768,572.99
07/16/20	EX21-00026 AP07152020		33.18	2,768,539.81
07/16/20	EX21-00027 AP07152020		804.17	2,767,735.64
07/23/20	EX21-00028 AP07222020		9,134.00	2,758,601.64
07/23/20	EX21-00029 AP07222020		407.87	2,758,193.77
07/23/20	EX21-00030 AP07222020		222.65	2,757,971.12
07/23/20	EX21-00031 AP07222020		15.00	2,757,956.12
07/23/20	EX21-00032 AP07222020		8.38	2,757,947.74
07/24/20	PR21-00006 20200724-REG		53,465.24	2,704,482.50
07/30/20	CT21-00116 20/21 K-12 APPORT JULY	75,718.00		2,780,200.50
07/30/20	EX21-00033 AP07292020		417.43	2,779,783.07
07/30/20	EX21-00034 AP07292020		5,874.00	2,773,909.07
07/30/20	EX21-00035 AP07292020		39.82	2,773,869.25
07/30/20	EX21-00036 AP07292020		348.36	2,773,520.89
07/30/20	EX21-00037 AP07292020		258.75	2,773,262.14
07/30/20	EX21-00038 AP07292020		198.51	2,773,063.63
07/30/20	EX21-00039 AP07292020		158.84	2,772,904.79
07/30/20	EX21-00040 AP07292020		2,140.00	2,770,764.79

09 - CHARTER SCHOOLS SPECIAL REV FD **Fiscal Year 2020/21**

JE #	Description	Debits	Credits	Running Balance
		Total for 7/2020	3,098,826.37	328,061.58
Net Change		2,770,764.79		
08/03/20	AR21-00001 210001	387.00		2,771,151.79
08/03/20	AR21-00002 210001	5,021.42		2,776,173.21
08/03/20	AR21-00003 210001	5,372.57		2,781,545.78
08/03/20	AR21-00004 210001	21.67		2,781,567.45
08/06/20	EX21-00042 AP08052020A		334.68	2,781,232.77
08/06/20	EX21-00043 AP08052020A		186.59	2,781,046.18
08/06/20	EX21-00044 AP08052020A		667.50	2,780,378.68
08/06/20	EX21-00045 AP08052020A		2,000.00	2,778,378.68
08/06/20	EX21-00046 AP08052020A		168.02	2,778,210.66
08/06/20	EX21-00047 AP08052020A		332.26	2,777,878.40
08/06/20	EX21-00048 AP08052020A		575.36	2,777,303.04
08/10/20	PR21-00009 20200810-REG		86,122.52	2,691,180.52
08/13/20	EX21-00049 AP08122020	32.44	397.96	2,690,815.00
08/13/20	EX21-00050 AP08122020		3,050.59	2,687,764.41
08/13/20	EX21-00051 AP08122020		2,093.08	2,685,671.33
08/13/20	EX21-00052 AP08122020		15.07	2,685,656.26
08/13/20	EX21-00053 AP08122020		5,226.46	2,680,429.80
08/13/20	EX21-00054 AP08122020		1,114.50	2,679,315.30
08/13/20	EX21-00055 AP08122020		69.00	2,679,246.30
08/13/20	EX21-00056 AP08122020		75.00	2,679,171.30
08/13/20	EX21-00057 AP08122020		704.60	2,678,466.70
08/13/20	EX21-00058 AP08122020		265.55	2,678,201.15
08/13/20	EX21-00059 AP08122020		3,289.00	2,674,912.15
08/13/20	EX21-00060 AP08122020		1,510.68	2,673,401.47
08/13/20	EX21-00061 AP08122020		33.12	2,673,368.35
08/15/20	CT21-00094 August Charter Taxes	88,677.00		2,762,045.35
08/20/20	EX21-00062 AP08192020		18.00	2,762,027.35
08/20/20	EX21-00063 AP08192020		129.00	2,761,898.35
08/20/20	EX21-00064 AP08192020		1,233.36	2,760,664.99
08/20/20	EX21-00065 AP08192020		157.50	2,760,507.49
08/20/20	EX21-00066 AP08192020		7.84	2,760,499.65
08/20/20	EX21-00067 AP08192020		70.00	2,760,429.65
08/20/20	EX21-00068 AP08192020		110.00	2,760,319.65
08/20/20	EX21-00069 AP08192020		814.86	2,759,504.79
08/20/20	EX21-00070 AP08192020		1,968.52	2,757,536.27
08/20/20	EX21-00071 AP08192020		107.79	2,757,428.48
08/20/20	EX21-00072 AP08192020		712.58	2,756,715.90
08/24/20	CT21-00125 USE TAX JUL 2020		22.96	2,756,692.94
08/26/20	PR21-00012 20200826-REG		91,931.13	2,664,761.81
08/27/20	CT21-00145 20/21 K-12 APPORTIONMENT AUGUST	75,718.00		2,740,479.81
08/27/20	EX21-00073 AP08262020		345.00	2,740,134.81
08/27/20	EX21-00074 AP08262020		5,874.00	2,734,260.81
08/27/20	EX21-00075 AP08262020		3,600.00	2,730,660.81
08/27/20	EX21-00076 AP08262020		262.65	2,730,398.16
08/27/20	EX21-00077 AP08262020		400.00	2,729,998.16
08/27/20	EX21-00078 AP08262020		1,842.01	2,728,156.15
08/27/20	EX21-00079 AP08262020		15.00	2,728,141.15
08/27/20	EX21-00080 AP08262020		92.00	2,728,049.15
08/27/20	EX21-00081 AP08262020		6,640.00	2,721,409.15

09 - CHARTER SCHOOLS SPECIAL REV FD			Fiscal Year 2020/21		
JE #	Description	Debits	Credits	Running Balance	
08/27/20	EX21-00082	AP08262020	5,663.06	2,715,746.09	
		Total for 8/2020	175,230.10		
	Net Change	55,018.70-	230,248.80		
09/01/20	CT21-00141	20/21 CARES ACT 1ST APPORT	16,523.00	2,732,269.09	
09/03/20	CT21-00150	20/21 LLMF 1ST APPORT STATE GENERAL FUND	24,645.00	2,756,914.09	
09/03/20	CT21-00154	20/21 LLMF 1ST APPORT CORONAVIRUS RELIEF FUND	194,650.00	2,951,564.09	
09/03/20	EX21-00083	AP09022020	432.40	2,951,131.69	
09/03/20	EX21-00084	AP09022020	19.99	2,951,111.70	
09/03/20	EX21-00085	AP09022020	3,410.40	2,947,701.30	
09/03/20	EX21-00086	AP09022020	138.00	2,947,563.30	
09/03/20	EX21-00087	AP09022020	1,221.02	2,946,342.28	
09/03/20	EX21-00088	AP09022020	365.78	2,945,976.50	
09/03/20	EX21-00089	AP09022020	130.50	2,945,846.00	
09/10/20	EX21-00090	AP09092020	135.12	2,945,710.88	
09/10/20	EX21-00091	AP09092020	9,252.24	2,936,458.64	
09/10/20	EX21-00092	AP09092020	648.00	2,935,810.64	
09/10/20	EX21-00093	AP09092020	69.00	2,935,741.64	
09/10/20	EX21-00094	AP09092020	75.00	2,935,666.64	
09/10/20	EX21-00095	AP09092020	55.47	2,935,611.17	
09/10/20	EX21-00096	AP09092020	283.31	2,935,327.86	
09/10/20	EX21-00097	AP09092020	343.71	2,934,984.15	
09/10/20	EX21-00099	AP09092020	667.50	2,934,316.65	
09/10/20	EX21-00100	AP09092020	769.40	2,933,547.25	
09/10/20	EX21-00101	AP09092020	206.82	2,933,340.43	
09/10/20	EX21-00102	AP09092020	3,289.00	2,930,051.43	
09/10/20	EX21-00103	AP09092020	332.26	2,929,719.17	
09/10/20	EX21-00104	AP09092020	575.36	2,929,143.81	
09/10/20	EX21-00105	AP09092020	612.75	2,928,531.06	
09/10/20	PR21-00015	20200910-REG	94,891.04	2,833,640.02	
09/15/20	CT21-00162	September Charter Taxes	88,677.00	2,922,317.02	
09/17/20	EX21-00106	AP09162020	1,346.98	2,920,970.04	
09/17/20	EX21-00107	AP09162020	3,320.08	2,917,649.96	
09/17/20	EX21-00108	AP09162020	2,697.91	2,914,952.05	
09/17/20	EX21-00109	AP09162020	35.36	2,914,916.69	
09/17/20	EX21-00110	AP09162020	1,545.23	2,913,371.46	
09/17/20	EX21-00111	AP09162020	201.60	2,913,169.86	
09/17/20	EX21-00112	AP09162020	157.50	2,913,012.36	
09/17/20	EX21-00113	AP09162020	8.11	2,913,004.25	
09/17/20	EX21-00114	AP09162020	160.00	2,912,844.25	
09/17/20	EX21-00115	AP09162020	92.00	2,912,752.25	
09/17/20	EX21-00116	AP09162020	33.12	2,912,719.13	
09/22/20	CT21-00198	USE TAX PREPAY-AUGUST	32.44	2,912,686.69	
09/23/20	CT21-00203	USE TAX PREPAY-AUGUST	32.44	2,912,719.13	
09/23/20	CT21-00204	USE TAX AUGUST	32.44	2,912,686.69	
09/23/20	CT21-00267	20/21 PROP 30 EPA QTR 1	144,320.00	3,057,006.69	
09/24/20	EX21-00117	AP09232020	295.20	3,056,711.49	
09/24/20	EX21-00118	AP09232020	3,600.00	3,053,111.49	
09/24/20	EX21-00119	AP09232020	262.65	3,052,848.84	
09/24/20	EX21-00120	AP09232020	3,500.00	3,049,348.84	

Selection Grouped by Fund and JE Date, Filtered by (Org = 58, Fiscal Year = 2021, Restricted Accts? = Y, No Detail? = Y)

ESCAPE ONLINE

09 - CHARTER SCHOOLS SPECIAL REV FD **Fiscal Year 2020/21**

JE #	Description	Debits	Credits	Running Balance
09/24/20	EX21-00121	AP09232020	225.00	3,049,123.84
09/24/20	EX21-00122	AP09232020	179.00	3,048,944.84
09/24/20	EX21-00123	AP09232020	152.64	3,048,792.20
09/24/20	EX21-00124	AP09232020	15.00	3,048,777.20
09/24/20	EX21-00125	AP09232020	46.00	3,048,731.20
09/24/20	EX21-00126	AP09232020	198.90	3,048,532.30
09/24/20	EX21-00127	AP09232020	55.00	3,048,477.30
09/24/20	EX21-00128	AP09232020	5,664.02	3,042,813.28
09/24/20	EX21-00129	AP09232020	659.30	3,042,153.98
09/24/20	EX21-00130	AP09232020	952.47	3,041,201.51
09/25/20	PR21-00018	20200925-REG	115,991.55	2,925,209.96
09/29/20	CT21-00262	20/21 SEPT K-12 APPORTIONMENT	136,294.00	3,061,503.96
09/29/20	GJ21-00002	XFER EXPENSES FR 3220-7420	1,431.82	3,061,503.96
		Total for 9/2020	606,573.26	260,815.39
Net Change		345,757.87		
10/01/20	CT21-00342	20/21 1ST Q INTEREST 0.9460%	6,576.68	3,068,080.64
10/01/20	EX21-00131	AP09302020		3,066,855.76
10/01/20	EX21-00132	AP09302020		3,060,981.76
10/01/20	EX21-00133	AP09302020		3,059,771.72
10/01/20	EX21-00134	AP09302020		3,058,121.72
10/01/20	EX21-00135	AP09302020		3,058,080.89
10/01/20	EX21-00137	AP09302020		3,056,067.84
10/01/20	EX21-00138	AP09302020		2,858,106.00
10/01/20	EX21-00139	AP09302020		2,857,963.83
10/08/20	EX21-00140	AP10072020		2,857,894.83
10/08/20	EX21-00141	AP10072020		2,857,819.83
10/08/20	EX21-00142	AP10072020		2,857,766.48
10/08/20	EX21-00143	AP10072020		2,857,413.96
10/08/20	EX21-00144	AP10072020		2,856,904.30
10/08/20	EX21-00145	AP10072020		2,856,812.30
10/08/20	EX21-00146	AP10072020		2,856,583.34
10/08/20	EX21-00147	AP10072020		2,855,915.84
10/08/20	EX21-00148	AP10072020		2,854,870.44
10/08/20	EX21-00149	AP10072020		2,854,702.42
10/08/20	EX21-00150	AP10072020		2,851,413.42
10/08/20	EX21-00151	AP10072020		2,851,081.16
10/08/20	EX21-00152	AP10072020		2,850,505.80
10/08/20	GJ21-00003	MOVE 3006&3007 UNREST TO 3210	11,006.88	2,850,505.80
10/08/20	GJ21-00004	MOVE 3220 RES TO 3215	514.48	2,850,505.80
10/08/20	GJ21-00005	xfer to 3220 for dist def 3106 &3107 AAA	11,674.15	2,850,505.80
10/09/20	PR21-00021	20201009-REG		2,755,111.94
10/13/20	CT21-00360	19/20 LOTTERY Q4	12,577.76	2,767,689.70
10/15/20	CT21-00275	October Charter Taxes	29,559.00	2,797,248.70
10/15/20	EX21-00153	AP10142020		2,792,760.77
10/15/20	EX21-00154	AP10142020		2,792,310.10
10/15/20	EX21-00155	AP10142020	191.62	2,790,150.95
10/15/20	EX21-00156	AP10142020		2,789,949.11
10/15/20	EX21-00157	AP10142020		2,787,510.46
10/15/20	EX21-00158	AP10142020		2,787,352.96
10/15/20	EX21-00159	AP10142020		2,786,990.95
10/15/20	EX21-00160	AP10142020		2,786,973.79

09 - CHARTER SCHOOLS SPECIAL REV FD			Fiscal Year 2020/21		
JE #	Description	Debits	Credits	Running Balance	
10/15/20	EX21-00161	AP10142020	92.00	2,786,881.79	
10/15/20	EX21-00162	AP10142020	2,442.04	2,784,439.75	
10/15/20	EX21-00163	AP10142020	33.12	2,784,406.63	
10/15/20	EX21-00164	AP10142020	272.42	2,784,134.21	
10/22/20	EX21-00165	AP10212020	154.93	2,783,979.28	
10/22/20	EX21-00166	AP10212020	345.00	2,783,634.28	
10/22/20	EX21-00167	AP10212020	1,372.65	2,782,261.63	
10/22/20	EX21-00168	AP10212020	225.00	2,782,036.63	
10/22/20	EX21-00169	AP10212020	520.00	2,781,516.63	
10/22/20	EX21-00170	AP10212020	175.94	2,781,340.69	
10/22/20	EX21-00171	AP10212020	135.00	2,781,205.69	
10/22/20	EX21-00172	AP10212020	3,246.15	2,777,959.54	
10/22/20	EX21-00173	AP10212020	366.13	2,777,593.41	
10/22/20	EX21-00174	AP10212020	2,838.82	2,774,754.59	
10/22/20	EX21-00175	AP10212020	604.31	2,774,150.28	
10/22/20	EX21-00176	AP10212020	2,128.69	2,772,021.59	
10/26/20	PR21-00024	20201026-REG	95,674.61	2,676,346.98	
10/29/20	CT21-00362	20/21 K-12 APPORTIONMENT OCTOBER	136,294.00	2,812,640.98	
10/29/20	EX21-00177	AP10282020	722.46	2,811,918.52	
10/29/20	EX21-00178	AP10282020	5,874.00	2,806,044.52	
10/29/20	EX21-00179	AP10282020	1,479.13	2,804,565.39	
10/29/20	EX21-00180	AP10282020	24.44	2,804,540.95	
10/29/20	EX21-00181	AP10282020	413.38	2,804,127.57	
10/29/20	EX21-00182	AP10282020	15.00	2,804,112.57	
10/29/20	EX21-00183	AP10282020	45.00	2,804,067.57	
10/29/20	EX21-00185	AP10282020	6,105.09	2,797,962.48	
10/30/20	AR21-00005	210002	1,639.60	2,799,602.08	
10/30/20	AR21-00006	210002	303.48	2,799,905.56	
10/30/20	AR21-00007	210002	42.00	2,799,947.56	
10/30/20	CT21-00313	ORG 58 PRIOR YEAR USE TAX CORRECTING ENTRY	102.12	2,800,049.68	
10/31/20	GJ21-00011	to split interest first quarter	3,288.44	3,288.44	
		Total for 10/2020	213,770.21	475,224.49	
		Net Change	261,454.28-		
11/05/20	EX21-00186	AP11042020	149.90	2,799,899.78	
11/05/20	EX21-00187	AP11042020	154.96	2,799,744.82	
11/05/20	EX21-00188	AP11042020	5,531.59	2,794,213.23	
11/05/20	EX21-00189	AP11042020	92.00	2,794,121.23	
11/05/20	EX21-00190	AP11042020	226.27	2,793,894.96	
11/05/20	EX21-00191	AP11042020	659.63	2,793,235.33	
11/05/20	EX21-00192	AP11042020	168.02	2,793,067.31	
11/05/20	EX21-00193	AP11042020	332.26	2,792,735.05	
11/05/20	EX21-00194	AP11042020	575.36	2,792,159.69	
11/05/20	EX21-00195	AP11042020	142.22	2,792,017.47	
11/10/20	PR21-00027	20201110-REG	95,377.86	2,696,639.61	
11/13/20	EX21-00196	AP11122020	818.19	2,695,821.42	
11/13/20	EX21-00197	AP11122020	560.12	2,695,261.30	
11/13/20	EX21-00198	AP11122020	104.53	2,695,156.77	
11/13/20	EX21-00199	AP11122020	1,999.64	2,693,157.13	
11/13/20	EX21-00200	AP11122020	69.00	2,693,088.13	

Selection Grouped by Fund and JE Date, Filtered by (Org = 58, Fiscal Year = 2021, Restricted Accts? = Y, No Detail? = Y)

ESCAPE ONLINE

09 - CHARTER SCHOOLS SPECIAL REV FD **Fiscal Year 2020/21**

JE #	Description	Debits	Credits	Running Balance
11/13/20	EX21-00201		75.00	2,693,013.13
11/13/20	EX21-00202		369.17	2,692,643.96
11/13/20	EX21-00203		451.00	2,692,192.96
11/13/20	EX21-00204		22.00	2,692,170.96
11/13/20	EX21-00205		667.50	2,691,503.46
11/13/20	EX21-00206		3,289.00	2,688,214.46
11/13/20	EX21-00207		33.12	2,688,181.34
11/15/20	CT21-00367	November Charter Taxes		
		59,118.00		2,747,299.34
11/18/20	CT21-00402	20/21 MANDATE BLOCK GRT 1ST		
		8,984.00		2,756,283.34
11/19/20	EX21-00208	AP11182020	5,874.00	2,750,409.34
11/19/20	EX21-00209	AP11182020	2,880.00	2,747,529.34
11/19/20	EX21-00210	AP11182020	262.65	2,747,266.69
11/19/20	EX21-00211	AP11182020	157.50	2,747,109.19
11/19/20	EX21-00212	AP11182020	28.78	2,747,080.41
11/19/20	EX21-00213	AP11182020	92.00	2,746,988.41
11/19/20	EX21-00214	AP11182020	764.64	2,746,223.77
11/19/20	EX21-00215	AP11182020	325.00	2,745,898.77
11/19/20	EX21-00216	AP11182020	604.31	2,745,294.46
11/19/20	EX21-00217	AP11182020	550.00	2,744,744.46
11/25/20	CT21-00422	20/21 K-12 APPORTIONMENT NOV		
		136,294.00		2,881,038.46
11/25/20	PR21-00031	20201125-REG		
			92,655.20	2,788,383.26
		Total for 11/2020	204,396.00	216,062.42
	Net Change	11,666.42-		
12/01/20	CT21-00464	Use Tax Prepay1 Oct 11.20.2020		
			191.62	2,788,191.64
12/02/20	GJ21-00009	to split interest first quarter	3,288.44	2,788,191.64
12/02/20	GJ21-00010	to split interest first quarter	3,288.44	2,788,191.64
12/03/20	EX21-00218	AP12022020		
			465.23	2,787,726.41
12/03/20	EX21-00219	AP12022020		
			492.11	2,787,234.30
12/03/20	EX21-00220	AP12022020		
			8,476.96	2,778,757.34
12/03/20	EX21-00221	AP12022020		
			754.54	2,778,002.80
12/03/20	EX21-00222	AP12022020		
			1,800.00	2,776,202.80
12/03/20	EX21-00223	AP12022020		
			1,034.83	2,775,167.97
12/03/20	EX21-00224	AP12022020		
			15.00	2,775,152.97
12/03/20	EX21-00226	AP12022020		
			3,500.00	2,771,652.97
12/03/20	EX21-00227	AP12022020		
			2,000.00	2,769,652.97
12/03/20	EX21-00228	AP12022020		
			160.12	2,769,492.85
12/03/20	EX21-00229	AP12022020		
			497.56	2,768,995.29
12/03/20	EX21-00230	AP12022020		
			443.48	2,768,551.81
12/10/20	EX21-00231	AP12092020		
			461.03	2,768,090.78
12/10/20	EX21-00232	AP12092020		
			443.48	2,767,647.30
12/10/20	EX21-00233	AP12092020		
			154.96	2,767,492.34
12/10/20	EX21-00234	AP12092020		
			262.65	2,767,229.69
12/10/20	EX21-00235	AP12092020		
			69.00	2,767,160.69
12/10/20	EX21-00236	AP12092020		
			19.18	2,767,141.51
12/10/20	EX21-00237	AP12092020		
			75.00	2,767,066.51
12/10/20	EX21-00238	AP12092020		
			39.91	2,767,026.60
12/10/20	EX21-00239	AP12092020		
			46.00	2,766,980.60
12/10/20	EX21-00240	AP12092020		
			56.50	2,766,924.10
12/10/20	EX21-00241	AP12092020		
			667.50	2,766,256.60
12/10/20	EX21-00242	AP12092020		
			168.02	2,766,088.58
12/10/20	EX21-00243	AP12092020		
			3,289.00	2,762,799.58

09 - CHARTER SCHOOLS SPECIAL REV FD			Fiscal Year 2020/21		
JE #	Description	Debits	Credits	Running Balance	
12/10/20	EX21-00244	AP12092020	332.26	2,762,467.32	
12/10/20	EX21-00245	AP12092020	575.36	2,761,891.96	
12/10/20	PR21-00034	20201210-REG	88,507.92	2,673,384.04	
12/14/20	CT21-00472	19/20 TITLE I PART A SIXTH APPORT ESSA	5.00	2,673,389.04	
12/14/20	CT21-00473	20/21 TITLE I SECOND APPORT PART A	33,454.00	2,706,843.04	
12/14/20	CT21-00530	19/20 TITLE I CORRECT 9200 ALLOCATIONS	5.00	2,706,838.04	
12/14/20	CT21-00547	19/20 TITLE I PART A SIXTH APPORT ESSA	5.00	2,706,843.04	
12/15/20	CT21-00448	December Charter Taxes	59,118.00	2,765,961.04	
12/17/20	EX21-00246	AP12162020	465.23	2,765,495.81	
12/17/20	EX21-00247	AP12162020	89.27	2,765,406.54	
12/17/20	EX21-00248	AP12162020	8,957.92	2,756,448.62	
12/17/20	EX21-00249	AP12162020	5,874.00	2,750,574.62	
12/17/20	EX21-00250	AP12162020	1,801.00	2,748,773.62	
12/17/20	EX21-00251	AP12162020	2,984.87	2,745,788.75	
12/17/20	EX21-00252	AP12162020	6,699.94	2,739,088.81	
12/17/20	EX21-00253	AP12162020	465.23	2,738,623.58	
12/17/20	EX21-00254	AP12162020	3,467.75	2,735,155.83	
12/17/20	EX21-00255	AP12162020	157.50	2,734,998.33	
12/17/20	EX21-00256	AP12162020	121.19	2,734,877.14	
12/17/20	EX21-00257	AP12162020	46.00	2,734,831.14	
12/17/20	EX21-00258	AP12162020	678.87	2,734,152.27	
12/17/20	EX21-00259	AP12162020	2,000.00	2,732,152.27	
12/17/20	EX21-00260	AP12162020	604.31	2,731,547.96	
12/17/20	EX21-00261	AP12162020	33.12	2,731,514.84	
12/17/20	IFC21-00001	Clear out 9610 and 9310 accounts	333.10	2,731,847.94	
12/17/20	PR21-00037	20201217-MAN	701.46	2,731,146.48	
12/21/20	CT21-00502	20/21 LLMF GEER FUND	2,990.00	2,734,136.48	
12/22/20	PR21-00038	20201222-REG	96,063.67	2,638,072.81	
12/23/20	CT21-00534	20/21 EPA PROP 30 QTR 2	144,321.00	2,782,393.81	
12/29/20	CT21-00504	20/21 TITLE IV PART A ESSA	17,647.00	2,800,040.81	
12/30/20	CT21-00541	20/21 APPORTIONMENT K-12 DECEMBER	136,294.00	2,936,334.81	
12/31/20	EX21-00262	AP12302020	110.69	2,936,224.12	
12/31/20	EX21-00263	AP12302020	398.92	2,935,825.20	
12/31/20	EX21-00264	AP12302020	1,127.94	2,934,697.26	
12/31/20	EX21-00265	AP12302020	443.00	2,934,254.26	
12/31/20	EX21-00266	AP12302020	15.00	2,934,239.26	
12/31/20	EX21-00267	AP12302020	46.00	2,934,193.26	
12/31/20	EX21-00269	AP12302020	2,002.50	2,932,190.76	
12/31/20	EX21-00270	AP12302020	171.27	2,932,019.49	
12/31/20	EX21-00271	AP12302020	342.77	2,931,676.72	
12/31/20	GJ21-00012	Check 165497 was Stale Dated	47.04	2,931,723.76	
12/31/20	GJ21-00013	Check 779549 was Stale Dated	32.63	2,931,756.39	
12/31/20	GJ21-00014	Check 783910 was Stale Dated	17.23	2,931,773.62	
12/31/20	GJ21-00015	Check 170611 was Stale Dated	70.57	2,931,844.19	
		Total for 12/2020	400,911.45	257,450.52	
Net Change		143,460.93			

09 - CHARTER SCHOOLS SPECIAL REV FD			Fiscal Year 2020/21		
JE #	Description	Debits	Credits	Running Balance	
01/01/21	CT21-00581	20/21 2ND Q INTEREST 0.7606%		2,937,110.61	
01/05/21	AR21-00008	210003		2,937,421.60	
01/05/21	AR21-00009	210003		2,938,282.23	
01/05/21	AR21-00010	210003		2,938,346.23	
01/05/21	AR21-00011	210003		2,939,007.46	
01/05/21	AR21-00012	210003		2,939,013.46	
01/07/21	CT21-00553	STRS Excess Contr Employer Portion		2,940,693.71	
01/07/21	EX21-00272	AP01062021	21.56	2,940,672.15	
01/07/21	EX21-00273	AP01062021	59.20	2,940,612.95	
01/07/21	EX21-00274	AP01062021	188.02	2,940,424.93	
01/07/21	EX21-00275	AP01062021	332.26	2,940,092.67	
01/07/21	EX21-00276	AP01062021	588.24	2,939,504.43	
01/08/21	PR21-00041	20210108-REG	85,602.34	2,853,902.09	
01/11/21	CT21-00562	20/21 LOTTERY QTR1	14,914.01	2,868,816.10	
01/13/21	CT21-00597	20/21 TITLE II PART A SECOND APPORT ESSA	10,477.00	2,879,293.10	
01/13/21	CT21-00638	20/21 CARES ACT 2ND APPORT	93.00	2,879,386.10	
01/14/21	EX21-00277	AP01132021A	17.23	2,879,368.87	
01/14/21	EX21-00278	AP01132021A	47.04	2,879,321.83	
01/14/21	EX21-00279	AP01132021A	70.57	2,879,251.26	
01/14/21	EX21-00280	AP01132021A	32.63	2,879,218.63	
01/14/21	EX21-00281	AP01132021A	9,081.18	2,870,137.45	
01/14/21	EX21-00282	AP01132021A	1,801.00	2,868,336.45	
01/14/21	EX21-00283	AP01132021A	260.00	2,868,076.45	
01/14/21	EX21-00284	AP01132021A	280.33	2,867,796.12	
01/14/21	EX21-00285	AP01132021A	473.12	2,867,323.00	
01/14/21	EX21-00286	AP01132021A	5.40	2,867,317.60	
01/14/21	EX21-00287	AP01132021A	816.00	2,866,501.60	
01/14/21	EX21-00288	AP01132021A	395.00	2,866,106.60	
01/14/21	EX21-00289	AP01132021A	294.00	2,865,812.60	
01/14/21	EX21-00290	AP01132021A	75.00	2,865,737.60	
01/14/21	EX21-00291	AP01132021A	169.83	2,865,567.77	
01/14/21	EX21-00292	AP01132021A	66.50	2,865,501.27	
01/14/21	EX21-00293	AP01132021A	3,289.00	2,862,212.27	
01/14/21	EX21-00294	AP01132021A	33.12	2,862,179.15	
01/14/21	EX21-00295	AP01132021A	17.60	2,862,161.55	
01/15/21	CT21-00554	January Charter Taxes	59,118.00	2,921,279.55	
01/21/21	EX21-00296	AP01202021	108.86	2,921,170.69	
01/21/21	EX21-00297	AP01202021	599.53	2,920,571.16	
01/21/21	EX21-00298	AP01202021	447.65	2,920,123.51	
01/21/21	EX21-00299	AP01202021	157.50	2,919,966.01	
01/21/21	EX21-00300	AP01202021	305.35	2,919,660.66	
01/21/21	EX21-00301	AP01202021	66.00	2,919,594.66	
01/21/21	EX21-00302	AP01202021	1,500.00	2,918,094.66	
01/21/21	EX21-00303	AP01202021	1,640.94	2,916,453.72	
01/21/21	EX21-00304	AP01202021	177.92	2,916,275.80	
01/21/21	EX21-00305	AP01202021	604.31	2,915,671.49	
01/26/21	PR21-00044	20210126-REG	93,845.27	2,821,826.22	
01/28/21	CT21-00573	GASB-68 REPORTS & SCHEDULES	350.00	2,821,476.22	
01/28/21	CT21-00643	20/21 K-12 APPORTIONMENT JANUARY	136,294.00	2,957,770.22	

09 - CHARTER SCHOOLS SPECIAL REV FD			Fiscal Year 2020/21	
JE #	Description	Debits	Credits	Running Balance
01/28/21	EX21-00306	AP01272021	193.54	2,957,576.68
01/28/21	EX21-00307	AP01272021	68.76	2,957,507.92
01/28/21	EX21-00308	AP01272021	976.72	2,956,531.20
01/28/21	EX21-00309	AP01272021	5,874.00	2,950,657.20
01/28/21	EX21-00310	AP01272021	1,408.23	2,949,248.97
01/28/21	EX21-00311	AP01272021	15.00	2,949,233.97
01/28/21	EX21-00313	AP01272021	2,000.00	2,947,233.97
01/28/21	EX21-00314	AP01272021	2,213.68	2,945,020.29
01/28/21	EX21-00315	AP01272021	298.07	2,944,722.22
01/31/21	GJ21-00016	to split interest first quarter	2,633.11	2,944,722.22
		Total for 1/2021	232,378.64	219,500.61
Net Change				12,878.03
02/04/21	EX21-00316	AP02032021	14.60	2,944,707.62
02/04/21	EX21-00317	AP02032021	150.92	2,944,556.70
02/04/21	EX21-00318	AP02032021	8,476.96	2,936,079.74
02/04/21	EX21-00319	AP02032021	852.39	2,935,227.35
02/04/21	EX21-00320	AP02032021	44.50	2,935,182.85
02/04/21	EX21-00321	AP02032021	170.00	2,935,012.85
02/04/21	EX21-00322	AP02032021	113.93	2,934,898.92
02/04/21	EX21-00323	AP02032021	137.61	2,934,761.31
02/04/21	EX21-00324	AP02032021	179.89	2,934,581.42
02/04/21	EX21-00325	AP02032021	168.02	2,934,413.40
02/04/21	EX21-00326	AP02032021	332.26	2,934,081.14
02/04/21	EX21-00327	AP02032021	499.06	2,933,582.08
02/10/21	PR21-00047	20210210-REG	92,681.69	2,840,900.39
02/11/21	EX21-00328	AP02102021	1,801.00	2,839,099.39
02/11/21	EX21-00329	AP02102021	211.70	2,838,887.69
02/11/21	EX21-00330	AP02102021	1,109.32	2,837,778.37
02/11/21	EX21-00331	AP02102021	199.21	2,837,579.16
02/11/21	EX21-00332	AP02102021	575.02	2,837,004.14
02/11/21	EX21-00333	AP02102021	55.77	2,836,948.37
02/11/21	EX21-00334	AP02102021	44.50	2,836,903.87
02/11/21	EX21-00335	AP02102021	348.75	2,836,555.12
02/11/21	EX21-00336	AP02102021	3,289.00	2,833,266.12
02/11/21	EX21-00337	AP02102021	33.12	2,833,233.00
02/15/21	CT21-00656	February Charter Taxes	99,956.00	2,933,189.00
02/18/21	EX21-00338	AP02172021	21.77	2,933,167.23
02/18/21	EX21-00339	AP02172021	262.65	2,932,904.58
02/18/21	EX21-00340	AP02172021	157.50	2,932,747.08
02/18/21	EX21-00341	AP02172021	75.00	2,932,672.08
02/18/21	EX21-00342	AP02172021	227.45	2,932,444.63
02/18/21	EX21-00343	AP02172021	204.32	2,932,240.31
02/18/21	EX21-00344	AP02172021	44.50	2,932,195.81
02/18/21	EX21-00345	AP02172021	605.64	2,931,590.17
02/19/21	CT21-00665	USE TAX PREPAY JAN	23.08	2,931,567.09
02/25/21	EX21-00346	AP02242021	646.23	2,930,920.86
02/25/21	EX21-00347	AP02242021	5,874.00	2,925,046.86
02/25/21	EX21-00348	AP02242021	1,393.18	2,923,653.68
02/25/21	EX21-00349	AP02242021	200.00	2,923,453.68
02/25/21	EX21-00350	AP02242021	15.00	2,923,438.68
02/25/21	EX21-00352	AP02242021	2,000.00	2,921,438.68

Selection Grouped by Fund and JE Date, Filtered by (Org = 58, Fiscal Year = 2021, Restricted Accts? = Y, No Detail? = Y)

ESCAPE ONLINE

09 - CHARTER SCHOOLS SPECIAL REV FD **Fiscal Year 2020/21**

JE #	Description	Debits	Credits	Running Balance
02/25/21	EX21-00353		615.00	2,920,823.68
02/25/21	EX21-00354		90.00	2,920,733.68
02/25/21	EX21-00355		298.07	2,920,435.61
02/25/21	PR21-00050		93,051.58	2,827,384.03
		Total for 2/2021	99,956.00	217,294.19
	Net Change			117,338.19-
03/01/21	CT21-00752	20/21 K-12 FEBRUARY APPORTIONMENT		2,911,680.03
03/01/21	CT21-00760	20/21 K-12 FEBRUARY APPORTIONMENT CORRECT TRAILING ZEROS	84,296.00	2,827,384.03
03/01/21	CT21-00772	20/21 K-12 FEBRUARY APPORTIONMENT	84,296.00	2,911,680.03
03/02/21	CT21-00724	20/21 TITLE V, SUBPART 2, ESSA	2,886.00	2,914,566.03
03/04/21	EX21-00356	AP03032021A	458.41	2,914,107.62
03/04/21	EX21-00357	AP03032021A	201.87	2,913,905.75
03/04/21	EX21-00358	AP03032021A	510.00	2,913,395.75
03/04/21	EX21-00359	AP03032021A	107.80	2,913,287.95
03/04/21	EX21-00360	AP03032021A	427.22	2,912,860.73
03/04/21	EX21-00361	AP03032021A	44.50	2,912,816.23
03/04/21	EX21-00362	AP03032021A	340.00	2,912,476.23
03/04/21	EX21-00363	AP03032021A	610.50	2,911,865.73
03/04/21	EX21-00364	AP03032021A	336.64	2,911,529.09
03/04/21	EX21-00365	AP03032021A	554.64	2,910,974.45
03/04/21	EX21-00366	AP03032021A	156.55	2,910,817.90
03/08/21	AR21-00013	DP-21004	1,500.00	2,912,317.90
03/08/21	AR21-00014	DP-21004	64.69	2,912,382.59
03/08/21	AR21-00015	DP-21004	11,576.78	2,923,959.37
03/08/21	AR21-00016	DP-21004	100.00	2,924,059.37
03/10/21	PR21-00053	20210310-REG		86,651.71
03/11/21	EX21-00367	AP03102021	24.00	2,837,383.66
03/11/21	EX21-00368	AP03102021	53.19	2,837,330.47
03/11/21	EX21-00369	AP03102021	5,532.42	2,831,798.05
03/11/21	EX21-00370	AP03102021	48.61	2,831,749.44
03/11/21	EX21-00371	AP03102021	9,033.51	2,822,715.93
03/11/21	EX21-00372	AP03102021	1,801.00	2,820,914.93
03/11/21	EX21-00373	AP03102021	1,008.12	2,819,906.81
03/11/21	EX21-00374	AP03102021	4,282.43	2,815,624.38
03/11/21	EX21-00375	AP03102021	1,250.27	2,814,374.11
03/11/21	EX21-00376	AP03102021	44.50	2,814,329.61
03/11/21	EX21-00377	AP03102021	75.29	2,814,254.32
03/11/21	EX21-00378	AP03102021	168.02	2,814,086.30
03/11/21	EX21-00379	AP03102021	283.03	2,813,803.27
03/15/21	CT21-00754	March Charter Taxes	49,978.00	2,863,781.27
03/18/21	CT21-00738	School Services of California		300.00
03/18/21	EX21-00380	AP03172021A	262.65	2,863,218.62
03/18/21	EX21-00381	AP03172021A	69.00	2,863,149.62
03/18/21	EX21-00382	AP03172021A	157.50	2,862,992.12
03/18/21	EX21-00383	AP03172021A	75.00	2,862,917.12
03/18/21	EX21-00384	AP03172021A	171.92	2,862,745.20
03/18/21	EX21-00385	AP03172021A	112.50	2,862,632.70

09 - CHARTER SCHOOLS SPECIAL REV FD **Fiscal Year 2020/21**

JE #	Description	Debits	Credits	Running Balance
03/18/21	EX21-00386		1,601.98	2,861,030.72
03/18/21	EX21-00387		3,289.00	2,857,741.72
03/18/21	EX21-00388		725.07	2,857,016.65
03/18/21	EX21-00389		33.12	2,856,983.53
03/18/21	EX21-00390		166.06	2,856,817.47
03/23/21	CT21-00789	20/21 SECOND APPORT LEARNING LOSS MIT GEER		2,865,787.47
		8,970.00		
03/23/21	CT21-00849	20/21 SECOND APPORT LEARNING LOSS MIT GEER		2,856,817.47
			8,970.00	
03/23/21	CT21-00850	20/21 SECOND APPORT LEARNING LOSS MIT GEER-correction		2,865,787.47
		8,970.00		
03/25/21	EX21-00391	AP03242021	100.00	2,865,687.47
03/25/21	EX21-00392	AP03242021	1,421.87	2,864,265.60
03/25/21	EX21-00393	AP03242021	190.53	2,864,075.07
03/25/21	EX21-00394	AP03242021	15.00	2,864,060.07
03/25/21	EX21-00395	AP03242021	66.00	2,863,994.07
03/25/21	EX21-00396	AP03242021	750.00	2,863,244.07
03/25/21	EX21-00397	AP03242021	2,000.00	2,861,244.07
03/25/21	EX21-00398	AP03242021	298.07	2,860,946.00
03/25/21	PR21-00056	20210325-REG	96,634.00	2,764,312.00
03/26/21	CT21-00804	20/21 QTR 3 PROP 30 EPA		2,923,635.00
		159,323.00		
03/29/21	CT21-00809	20/21 K-12 MARCH APPORTIONMENT		2,964,914.00
		41,279.00		
		Total for 3/2021	453,239.47	315,709.50
	Net Change	137,529.97		
04/01/21	CT21-00924	20/21 3RD Q INTEREST 0.8039%		2,970,736.66
		5,822.66		
04/01/21	EX21-00399	AP03312021	17.19	2,970,719.47
04/01/21	EX21-00400	AP03312021	689.39	2,970,030.08
04/01/21	EX21-00401	AP03312021	5,874.00	2,964,156.08
04/01/21	EX21-00402	AP03312021	589.00	2,963,567.08
04/01/21	EX21-00403	AP03312021	672.00	2,962,895.08
04/01/21	EX21-00404	AP03312021	49,258.99	2,913,636.09
04/01/21	EX21-00405	AP03312021	136.09	2,913,500.00
04/01/21	EX21-00406	AP03312021	354.21	2,913,145.79
04/01/21	EX21-00407	AP03312021	21.50	2,913,124.29
04/01/21	EX21-00409	AP03312021	54.41	2,913,069.88
04/07/21	EX21-00410	AP04072021	181.44	2,912,888.44
04/07/21	EX21-00411	AP04072021	75.00	2,912,813.44
04/07/21	EX21-00412	AP04072021	61.47	2,912,751.97
04/07/21	EX21-00413	AP04072021	188.02	2,912,563.95
04/07/21	EX21-00414	AP04072021	3,289.00	2,909,274.95
04/07/21	EX21-00415	AP04072021	336.64	2,908,938.31
04/07/21	EX21-00416	AP04072021	554.64	2,908,383.67
04/08/21	CT21-00928	20/21 LOTTERY QTR2		2,923,043.91
		14,660.24		
04/09/21	PR21-00059	20210409-REG		2,808,110.85
			114,933.06	
04/13/21	CT21-00925	18/19 CAASPP THIRD APPORT		2,808,942.85
		832.00		
04/14/21	CT21-00883	20/21 TITLE I THIRD APPORT PART A		2,825,560.85
		16,618.00		
04/15/21	CT21-00836	April Charter Taxes		2,875,538.85
		49,978.00		
04/15/21	CT21-00926	18/19 ELPAC FIRST APPORT		2,875,683.85
		145.00		
04/15/21	EX21-00417	AP04142021		2,875,585.87
			97.98	
04/15/21	EX21-00418	AP04142021		2,866,448.65
			9,137.22	
04/15/21	EX21-00419	AP04142021		2,865,755.59
			693.06	

Selection Grouped by Fund and JE Date, Filtered by (Org = 58, Fiscal Year = 2021, Restricted Accts? = Y, No Detail? = Y)

ESCAPE ONLINE

09 - CHARTER SCHOOLS SPECIAL REV FD **Fiscal Year 2020/21**

	JE #	Description	Debits	Credits	Running Balance
04/15/21	EX21-00420	AP04142021		1,921.15	2,863,834.44
04/15/21	EX21-00421	AP04142021	65.25	838.90	2,863,060.79
04/15/21	EX21-00422	AP04142021		2,012.83	2,861,047.96
04/15/21	EX21-00423	AP04142021		262.65	2,860,785.31
04/15/21	EX21-00424	AP04142021		3,000.00	2,857,785.31
04/15/21	EX21-00425	AP04142021		69.00	2,857,716.31
04/15/21	EX21-00426	AP04142021		608.21	2,857,108.10
04/15/21	EX21-00427	AP04142021		115.00	2,856,993.10
04/15/21	EX21-00428	AP04142021		66.00	2,856,927.10
04/15/21	EX21-00429	AP04142021		194.50	2,856,732.60
04/15/21	EX21-00430	AP04142021		679.69	2,856,052.91
04/15/21	EX21-00431	AP04142021		125.38	2,855,927.53
04/15/21	EX21-00432	AP04142021		33.12	2,855,894.41
04/20/21	AR21-00017	DP-210005	84.00		2,855,978.41
04/20/21	AR21-00018	DP-210005	1,053.66		2,857,032.07
04/20/21	AR21-00019	DP-210005	340.02		2,857,372.09
04/20/21	AR21-00020	DP-210005	53,984.56		2,911,356.65
04/20/21	AR21-00021	DP-210005	26,434.85		2,937,791.50
04/20/21	AR21-00022	DP-210005	200.00		2,937,991.50
04/21/21	CT21-00860	20/21 TITLE IV PART A ESSA THIRD APPORT	1,883.00		2,939,874.50
04/22/21	EX21-00433	AP04212021		243.98	2,939,630.52
04/22/21	EX21-00434	AP04212021		3,782.21	2,935,848.31
04/22/21	EX21-00435	AP04212021		157.50	2,935,690.81
04/22/21	EX21-00436	AP04212021		128.32	2,935,562.49
04/22/21	EX21-00437	AP04212021		44.50	2,935,517.99
04/22/21	EX21-00438	AP04212021		324.33	2,935,193.66
04/22/21	EX21-00439	AP04212021		954.93	2,934,238.73
04/22/21	EX21-00440	AP04212021		297.38	2,933,941.35
04/26/21	CT21-00920	20/21 CARES ACT 3RD APPORT	43,786.00		2,977,727.35
04/26/21	PR21-00062	20210426-REG		93,070.15	2,884,657.20
04/29/21	CT21-00922	20/21 APRIL APPORT	39,746.00		2,924,403.20
04/29/21	EX21-00441	AP04282021		165.00	2,924,238.20
04/29/21	EX21-00442	AP04282021		706.94	2,923,531.26
04/29/21	EX21-00443	AP04282021		5,874.00	2,917,657.26
04/29/21	EX21-00444	AP04282021		1,420.82	2,916,236.44
04/29/21	EX21-00445	AP04282021		15.00	2,916,221.44
04/29/21	EX21-00446	AP04282021		44.50	2,916,176.94
04/29/21	EX21-00448	AP04282021		3,185.00	2,912,991.94
04/29/21	EX21-00449	AP04282021		1,211.04	2,911,780.90
04/29/21	EX21-00450	AP04282021		389.00	2,911,391.90
04/29/21	EX21-00451	AP04282021		56.95	2,911,334.95
04/29/21	EX21-00452	AP04282021		331.54	2,911,003.41
Total for 4/2021			255,633.24	309,543.83	
Net Change			53,910.59-		
05/06/21	EX21-00453	AP05052021		190.40	2,910,813.01
05/06/21	EX21-00454	AP05052021		63.03	2,910,749.98
05/06/21	EX21-00455	AP05052021		69.00	2,910,680.98
05/06/21	EX21-00456	AP05052021		650.25	2,910,030.73
05/06/21	EX21-00457	AP05052021		100.00	2,909,930.73
05/06/21	EX21-00458	AP05052021		136.63	2,909,794.10

09 - CHARTER SCHOOLS SPECIAL REV FD			Fiscal Year 2020/21	
JE #	Description	Debits	Credits	Running Balance
05/06/21	EX21-00459		1,875.00	2,907,919.10
05/06/21	EX21-00460		389.00	2,907,530.10
05/06/21	EX21-00461		1,984.72	2,905,545.38
05/06/21	EX21-00462		356.40	2,905,188.98
05/06/21	EX21-00463		336.64	2,904,852.34
05/06/21	EX21-00464		554.64	2,904,297.70
05/07/21	CT21-00976	73,433.00		2,977,730.70
05/07/21	CT21-01065		73,433.00	2,904,297.70
	Correct Allocations			
05/07/21	CT21-01066	154,703.00		3,059,000.70
05/10/21	PR21-00065		93,499.08	2,965,501.62
05/13/21	EX21-00465		9,147.63	2,956,353.99
05/13/21	EX21-00466		110.00	2,956,243.99
05/13/21	EX21-00467		1,829.86	2,954,414.13
05/13/21	EX21-00468		1,433.69	2,952,980.44
05/13/21	EX21-00469	260.28	568.97	2,952,671.75
05/13/21	EX21-00470		62.55	2,952,609.20
05/13/21	EX21-00471		170.34	2,952,438.86
05/13/21	EX21-00472		115.00	2,952,323.86
05/13/21	EX21-00473		89.00	2,952,234.86
05/13/21	EX21-00474		667.50	2,951,567.36
05/13/21	EX21-00475		201.18	2,951,366.18
05/13/21	EX21-00476		168.02	2,951,198.16
05/13/21	EX21-00477		3,289.00	2,947,909.16
05/13/21	EX21-00478		33.12	2,947,876.04
05/15/21	CT21-00936	49,978.00		2,997,854.04
05/17/21	IFC21-00002	2,989.91	2,832.76	2,998,011.19
	TO SPLIT 3rd QUATER INTEREST			
	8660 AND BALANCE OUT FD 76			
05/20/21	EX21-00479		7,591.72	2,990,419.47
05/20/21	EX21-00480		728.00	2,989,691.47
05/20/21	EX21-00481		262.65	2,989,428.82
05/20/21	EX21-00482		745.98	2,988,682.84
05/20/21	EX21-00483		157.50	2,988,525.34
05/20/21	EX21-00484		75.00	2,988,450.34
05/20/21	EX21-00485		59.08	2,988,391.26
05/20/21	EX21-00486		66.00	2,988,325.26
05/20/21	EX21-00487		2,013.57	2,986,311.69
05/20/21	EX21-00488		2,000.00	2,984,311.69
05/20/21	EX21-00489		1,283.02	2,983,028.67
05/26/21	PR21-00068		96,257.51	2,886,771.16
05/27/21	CT21-01003	39,230.00		2,926,001.16
05/27/21	EX21-00490		42.95	2,925,958.21
05/27/21	EX21-00491		5,874.00	2,920,084.21
05/27/21	EX21-00492		252.11	2,919,832.10
05/27/21	EX21-00493		1,607.11	2,918,224.99
05/27/21	EX21-00494		169.56	2,918,055.43
05/27/21	EX21-00495		234.00	2,917,821.43
05/27/21	EX21-00496		171.98	2,917,649.45
05/27/21	EX21-00497		15.00	2,917,634.45
05/27/21	EX21-00498		44.50	2,917,589.95
05/27/21	EX21-00500		389.00	2,917,200.95

Selection Grouped by Fund and JE Date, Filtered by (Org = 58, Fiscal Year = 2021, Restricted Accts? = Y, No Detail? = Y)

ESCAPE ONLINE

09 - CHARTER SCHOOLS SPECIAL REV FD **Fiscal Year 2020/21**

JE #	Description	Debits	Credits	Running Balance
05/27/21	EX21-00501		297.38	2,916,903.57
05/31/21	CT21-01001		10,564.00	2,906,339.57
		Total for 5/2021	320,594.19	325,258.03
	Net Change	4,663.84-		
06/03/21	EX21-00502		44.45	2,906,295.12
06/03/21	EX21-00503		71.40	2,906,223.72
06/03/21	EX21-00504		119.00	2,906,104.72
06/03/21	EX21-00505		988.31	2,905,116.41
06/03/21	EX21-00506		53,750.00	2,851,366.41
06/03/21	EX21-00507		12,336.60	2,839,029.81
06/03/21	EX21-00508		344.79	2,838,685.02
06/03/21	EX21-00509		21.50	2,838,663.52
06/03/21	EX21-00510		163.32	2,838,500.20
06/10/21	AR21-00023	1,500.00		2,840,000.20
06/10/21	AR21-00024	1,350.00		2,841,350.20
06/10/21	AR21-00025	585.85		2,841,936.05
06/10/21	AR21-00026	14.99		2,841,951.04
06/10/21	AR21-00027	250.00		2,842,201.04
06/10/21	AR21-00028	265.45		2,842,466.49
06/10/21	AR21-00029	94.53		2,842,561.02
06/10/21	AR21-00030	139.11		2,842,700.13
06/10/21	AR21-00031	95.00		2,842,795.13
06/10/21	AR21-00032	172.00		2,842,967.13
06/10/21	AR21-00033	86.00		2,843,053.13
06/10/21	AR21-00034	80.00		2,843,133.13
06/10/21	AR21-00035	180.00		2,843,313.13
06/10/21	AR21-00036	200.00		2,843,513.13
06/10/21	EX21-00511		207.89	2,843,305.24
06/10/21	EX21-00512		57.68	2,843,247.56
06/10/21	EX21-00513		194.11	2,843,053.45
06/10/21	EX21-00514		61.63	2,842,991.82
06/10/21	EX21-00515		211.13	2,842,780.69
06/10/21	EX21-00516		108.86	2,842,671.83
06/10/21	EX21-00517		43.53	2,842,628.30
06/10/21	EX21-00518		9,136.32	2,833,491.98
06/10/21	EX21-00519		75.00	2,833,416.98
06/10/21	EX21-00520		154.16	2,833,262.82
06/10/21	EX21-00521		479.90	2,832,782.92
06/10/21	EX21-00522		137.73	2,832,645.19
06/10/21	EX21-00523		667.50	2,831,977.69
06/10/21	EX21-00524		1,208.51	2,830,769.18
06/10/21	EX21-00525		188.02	2,830,581.16
06/10/21	EX21-00526		3,289.00	2,827,292.16
06/10/21	EX21-00527		336.64	2,826,955.52
06/10/21	EX21-00528		554.64	2,826,400.88
06/10/21	PR21-00071		92,111.05	2,734,289.83
06/16/21	CT21-01042	26,800.00		2,761,089.83
	ACT			
06/16/21	GJ21-00019	53,750.00	53,750.00	2,761,089.83
	TO CODE 7425 PURCHASE TO CORRECT SCHOOL			
06/17/21	EX21-00529		1,635.47	2,759,454.36

09 - CHARTER SCHOOLS SPECIAL REV FD			Fiscal Year 2020/21		
JE #	Description	Debits	Credits	Running Balance	
06/17/21	EX21-00530	AP06162021	538.05	2,758,916.31	
06/17/21	EX21-00531	AP06162021	4,192.47	2,754,723.84	
06/17/21	EX21-00532	AP06162021	537.70	2,754,186.14	
06/17/21	EX21-00533	AP06162021	865.72	2,753,320.42	
06/17/21	EX21-00534	AP06162021	262.65	2,753,057.77	
06/17/21	EX21-00535	AP06162021	157.50	2,752,900.27	
06/17/21	EX21-00536	AP06162021	417.50	2,752,482.77	
06/17/21	EX21-00537	AP06162021	199.32	2,752,283.45	
06/17/21	EX21-00538	AP06162021	45.50	2,752,237.95	
06/17/21	EX21-00539	AP06162021	3,785.75	2,748,452.20	
06/17/21	EX21-00540	AP06162021	2,610.00	2,745,842.20	
06/17/21	EX21-00541	AP06162021	177,268.00	2,568,574.20	
06/17/21	EX21-00542	AP06162021	1,283.47	2,567,290.73	
06/17/21	EX21-00543	AP06162021	33.12	2,567,257.61	
06/22/21	CT21-01045	20/21 TITLE IV PART A ESSA FOURTH APPORT	470.00	2,567,727.61	
06/24/21	EX21-00544	AP06232021	104.15	2,567,623.46	
06/24/21	EX21-00545	AP06232021	428.49	2,567,194.97	
06/24/21	EX21-00546	AP06232021	6,003.00	2,561,191.97	
06/24/21	EX21-00547	AP06232021	5,072.00	2,556,119.97	
06/24/21	EX21-00548	AP06232021	1,528.76	2,554,591.21	
06/24/21	EX21-00549	AP06232021	2,733.00	2,551,858.21	
06/24/21	EX21-00550	AP06232021	55.89	2,551,802.32	
06/24/21	EX21-00551	AP06232021	15.00	2,551,787.32	
06/24/21	EX21-00552	AP06232021	22.04	2,551,765.28	
06/24/21	EX21-00553	AP06232021	91.00	2,551,674.28	
06/24/21	EX21-00554	AP06232021	1,653.66	2,550,020.62	
06/24/21	EX21-00555	AP06232021	55.00	2,549,965.62	
06/24/21	EX21-00556	AP06232021	389.00	2,549,576.62	
06/24/21	EX21-00557	AP06232021	168.32	2,549,408.30	
06/24/21	EX21-00558	AP06232021	297.38	2,549,110.92	
06/25/21	CT21-01050	20/21 CARES ACT 4TH APPORT	36.00	2,549,146.92	
06/25/21	CT21-01129	20/21 Q4 PROP 30 EPA	378,375.00	2,927,521.92	
06/25/21	PR21-00074	20210625-REG		92,983.74	
06/29/21	CT21-01055	20/21 TITLE V SECOND APPORT PART B	5,620.00	2,840,158.18	
06/29/21	CT21-01057	20/21 TITLE I FOURTH APPORT PART A	34,617.00	2,874,775.18	
06/30/21	AR21-00037	DP-21007	48,401.00	2,923,176.18	
06/30/21	AR21-00038	DP-21007	804.51	2,923,980.69	
06/30/21	AR21-00039	DP-21007	896.93	2,924,877.62	
06/30/21	AR21-00040	DP-21007	240.00	2,925,117.62	
06/30/21	CT21-01095	58-Final June Staywell		1,558.36	
06/30/21	CT21-01099	58-Correct Entires on New cT	1,558.36	2,925,117.62	
06/30/21	CT21-01143	June Charter Taxes	78,299.00	3,003,416.62	
06/30/21	CT21-01160	20/21 4TH Q INTEREST 0.5279%	3,784.36	3,007,200.98	
06/30/21	GJ21-00021	Check 799614 was Stale Dated	1.00	3,007,201.98	
06/30/21	GJ21-00022	XFER EXCESS 3210 TO 3212 RA	9,194.54	9,194.54	
06/30/21	GJ21-00023	CONTINUATION OF EXPENSES FOR 4126 FROM UNREST	1,021.29	1,021.29	
06/30/21	GJ21-00025	BALANCE OUT 7510 RESOUCE MOVE EXPENSES TO UNREST RA	2,057.93	2,057.93	

09 - CHARTER SCHOOLS SPECIAL REV FD **Fiscal Year 2020/21**

JE #	Description	Debits	Credits	Running Balance
06/30/21	GJ21-00026 SET UP CONTRIBUTION FROM UNRESTRICTED RA	20,674.62	20,674.62	3,007,201.98
06/30/21	GJ21-00028 XFER EXCESS 3210 TO 3212 AAA	17,572.31	17,572.31	3,007,201.98
06/30/21	GJ21-00029 XFER EXPENSES FROM 4035 TO UNREST TO BALANCE	5,720.77	5,720.77	3,007,201.98
06/30/21	GJ21-00030 CONTINUATION OF 4126 EXPENSES AAA	894.83	894.83	3,007,201.98
06/30/21	GJ21-00031 BALANCE OUT EXPENDITURE 7510 AAA	1,522.15	1,522.15	3,007,201.98
06/30/21	GJ21-00035 SET UP CONTRIBUTION FROM UNRESTRICTED AAA	5,882.15	5,882.15	3,007,201.98
06/30/21	GJ21-00037 TO BALANCE OUT 9516 ACCOUNT	1.93	1.93	3,007,201.98
06/30/21	GJ21-00043 XFER EXPENSES TO 3210 AND SET UP AR	6,097.00	6,097.00	3,007,201.98
06/30/21	GJ21-00047 6300 EXPENDITURES both schools	18,057.70	18,057.70	3,007,201.98
06/30/21	GJ21-00049 TO XFER EXPENDITURES FROM 7422 TO 1100 LOTTERY	12,945.04	12,945.04	3,007,201.98
06/30/21	GJ21-00050 TO TXFER FROM UNREST TO 1100 LOTTERY EXPENSES RA	22,095.06	22,095.06	3,007,201.98
06/30/21	GJ21-00051 XFER FROM UNREST TO 1100 AAA	10,113.60	10,113.60	3,007,201.98
06/30/21	GJ21-00052 SPLIT SCHOOL SERVICES BY SCHOOL	150.00	150.00	3,007,201.98
06/30/21	GJ21-00063 TRANSFER EPA TO SALARIES	826,232.00	826,232.00	3,007,201.98
06/30/21	GJ21-00067 XFER OF EXPENSES FROM 6030 TO UNREST	86,562.49	86,562.49	3,007,201.98
06/30/21	GJ21-00069 TO SPLIT 4TH Q INTEREST BETWEEN SCH	1,892.18	1,892.18	3,007,201.98
06/30/21	GJ21-00071 split use tax for 9550 by school	24.40	24.40	3,007,201.98
06/30/21	GJ21-00072 TO XFER EXPENDITURES FROM 7425 TO NEW RESOUCES AAA	27,420.26	27,420.26	3,007,201.98
06/30/21	IFC21-00003 TO CLEAR OUT OF FD 76	21,739.41		3,028,941.39
06/30/21	IFC21-00004 TO CLEAR 9522	817.66		3,029,759.05
06/30/21	IFC21-00005 TO CLEAR 9524	11.54		3,029,770.59
06/30/21	IFC21-00006 TO CLEAR 9514	56.59		3,029,827.18
Total for 6/2021		1,737,423.54	1,613,935.93	
Net Change		123,487.61		
Total for 09 - CHARTER SCHOOLS SPECIAL REV FD		7,798,932.47	4,769,105.29	
Net Change		3,029,827.18		

3,029,827.18
 END BAL
 of
 70-21

Recap by Resource

Rsrc-PY	Bal Forward	Debit	Credit	Ending Bal	Resource Description
0000-0	.00	2,877,764.59	1,361,504.14	1,516,260.45	NO REPORTING REQUIREM
0000-1	.00	2,765,203.05	1,305,614.86	1,459,588.19	NO REPORTING REQUIREM
1100-0	.00	21,224.64	26,344.44	5,119.80-	STATE LOTTERY
1100-1	.00	21,834.78	26,779.24	4,944.46-	STATE LOTTERY
1400-0	.00	502,154.00	502,154.00	.00	PROPOSITION 30 (EPA)
1400-1	.00	449,375.00	449,375.00	.00	PROPOSITION 30 (EPA)
3010-0	.00	38,755.45	38,755.45	.00	NCLB TITLE I: LOW-INC/NEC
3010-1	.00	53,920.16	53,920.16	.00	NCLB TITLE I: LOW-INC/NEC
3210-0	.00	40,245.43	40,245.43	.00	CARES ACT-ESSER FUND

Recap by Resource

Rsrc-PY	Bal Forward	Debit	Credit	Ending Bal	Resource Description
3210-1	.00	53,999.31	60,096.31	6,097.00-	CARES ACT-ESSER FUND
3212-0	.00	9,944.00	15,939.13	5,995.13-	CARES ACT-ESSER II FUND
3212-1	.00	16,856.00	21,990.67	5,134.67-	CARES ACT-ESSER II FUND
3215-0	.00	4,177.09	4,177.09	.00	GOVENOR'S EMERG ED RE
3215-1	.00	17,285.46	17,285.46	.00	GOVENOR'S EMERG ED RE
3216-1	.00		16,672.00	16,672.00-	ELO ESSER II
3217-1	.00		3,826.00	3,826.00-	ELO GEER II
3218-1	.00		6,922.26	6,922.26-	ELO EMERG NEEDS ESSER
3220-0	.00	58,996.32	58,996.32	.00	CORONAVIRUS RELIEF FD
3220-1	.00	139,587.63	139,587.63	.00	CORONAVIRUS RELIEF FD
4035-0	.00	6,342.26	6,342.26	.00	TITLE II:TEACHER QUALITY
4035-1	.00	11,908.77	11,908.77	.00	TITLE II:TEACHER QUALITY
4126-0	.00	4,495.00	4,495.00	.00	NCLB:TITLE VI,PT B, REAP
4126-1	.00	4,011.00	4,011.00	.00	NCLB:TITLE VI,PT B, REAP
4127-0	.00	12,097.73	12,097.73	.00	TITLE IV
4127-1	.00	13,005.64	13,005.64	.00	TITLE IV
6030-1	.00	178,862.16	202,885.68	24,023.52-	CHARTER SCH. FACILITIES
6230-0	.00	51,100.00		51,100.00	CALIF CLAN ENERGY JOB A
6230-1	.00	51,959.00		51,959.00	CALIF CLAN ENERGY JOB A
6300-0	.00	7,221.92	12,779.75	5,557.83-	LOTTERY: INSTRUCTIONAL
6300-1	.00	6,087.16	11,508.84	5,421.68-	LOTTERY: INSTRUCTIONAL
7085-0	.00	5,632.70	10,654.12	5,021.42-	LSCCP GRANT
7085-1	.00	5,722.01	11,094.58	5,372.57-	LSCCP GRANT
7388-0	.00	708.54	708.54	.00	Protective Equipment/Cleanin
7388-1	.00	1,092.57	1,092.57	.00	Protective Equipment/Cleanin
7420-0	.00	11,986.53	11,986.53	.00	STATE LEARNING LOSS MI
7420-1	.00	13,232.82	13,232.82	.00	STATE LEARNING LOSS MI
7422-0	.00	46,642.37	46,363.57	278.80	IN-PERSON INSTRUCTION (
7422-1	.00	37,659.04	57,317.53	19,658.49-	IN-PERSON INSTRUCTION (
7425-0	.00	144,246.00	103,665.88	40,580.12	EXPANDED LEARN OPP RE
7425-1	.00	78,320.26	59,176.81	19,143.45	EXPANDED LEARN OPP RE
7426-0	.00	10,056.00	5,028.00	5,028.00	EXPANDED LEARNING OPP
7426-1	.00	5,656.00		5,656.00	EXPANDED LEARNING OPP
7510-0	.00	4,055.93	4,055.93	.00	LOW PERFORMING SCHOO
7510-1	.00	15,508.15	15,508.15	.00	LOW PERFORMING SCHOO
	.00	7,798,932.47	4,769,105.29	3,029,827.18	

76 - WARRANT/PASS-THROUGH **Fiscal Year 2020/21**

JE #	Description	Debits	Credits	Running Balance
07/01/20	BB21-00002	333.10	2,976.38	2,643.28-
07/09/20	CT21-00003		1,113.58	3,756.86-
07/09/20	EX21-00003		1,220.31	4,977.17-
07/09/20	EX21-00006		1,823.52	6,800.69-
07/09/20	PR21-00005	2,934.47	1,786.32	5,652.54-
07/10/20	CT21-00001		14,588.62	20,241.16-
07/10/20	CT21-00002		3,436.13	23,677.29-
07/10/20	PR21-00001	45,583.55	22,454.64	548.38-
07/10/20	PR21-00002		402.00	950.38-
07/10/20	PR21-00004	11,787.08	5,374.57	5,462.13
07/23/20	EX21-00031		396.84	5,065.29
07/24/20	CT21-00011		16,774.37	11,709.08-
07/24/20	PR21-00006	53,465.24	25,911.71	15,844.45
07/24/20	PR21-00007		402.00	15,442.45
		Total for 7/2020	114,103.44	98,660.99
Net Change		15,442.45		
08/06/20	EX21-00041		1,181.67	14,260.78
08/10/20	CT21-00022		26,304.86	12,044.08-
08/10/20	PR21-00009	86,122.52	43,379.19	30,699.25
08/10/20	PR21-00010		475.35	30,223.90
08/14/20	CT21-00081		15,371.31	14,852.59
08/26/20	CT21-00095		28,393.28	13,540.69-
08/26/20	PR21-00012	91,931.13	47,032.96	31,357.48
08/26/20	PR21-00013		475.35	30,882.13
08/27/20	EX21-00079		407.96	30,474.17
		Total for 8/2020	178,053.65	163,021.93
Net Change		15,031.72		
09/10/20	CT21-00146		29,648.74	825.43
09/10/20	EX21-00098		3,655.88	2,830.45-
09/10/20	PR21-00015	94,891.04	48,703.92	43,356.67
09/10/20	PR21-00016		475.35	42,881.32
09/17/20	CT21-00192		26,547.70	16,333.62
09/24/20	EX21-00124		407.96	15,925.66
09/25/20	CT21-00199		35,820.15	19,894.49-
09/25/20	PR21-00018	115,991.55	63,269.21	32,827.85
09/25/20	PR21-00019		550.35	32,277.50
		Total for 9/2020	210,882.59	209,079.26
Net Change		1,803.33		
10/01/20	CT21-00342	43.39		32,320.89
10/01/20	EX21-00136		1,827.94	30,492.95
10/05/20	CT21-00242		27,784.88	2,708.07
10/09/20	CT21-00246		29,971.07	27,263.00-
10/09/20	PR21-00021	95,393.86	48,878.72	19,252.14
10/09/20	PR21-00022		475.35	18,776.79
10/26/20	CT21-00297		29,907.33	11,130.54-
10/26/20	PR21-00024	95,674.61	48,968.58	35,575.49
10/26/20	PR21-00025		726.35	34,849.14
10/29/20	EX21-00182		407.96	34,441.18
10/29/20	EX21-00184		2,031.05	32,410.13

76 - WARRANT/PASS-THROUGH			Fiscal Year 2020/21		
JE #	Description	Debits	Credits	Running Balance	
10/31/20	GJ21-00011	to split interest first quarter	21.69	21.69	32,410.13
		Total for 10/2020	191,133.55	191,000.92	
		Net Change	132.63		
11/10/20	CT21-00343	20201110-REG		29,757.74	2,652.39
11/10/20	PR21-00027	20201110-REG	95,377.86	48,574.54	49,455.71
11/10/20	PR21-00028	20201110-REG		976.35	48,479.36
11/19/20	CT21-00381	58-Oct Staywell Transfer		27,784.88	20,694.48
11/23/20	CT21-00369	20201123-MAN		77.06	20,617.42
11/23/20	PR21-00030	20201123-MAN		350.24	20,267.18
11/25/20	CT21-00383	20201125-REG		28,576.69	8,309.51-
11/25/20	PR21-00031	20201125-REG	92,655.20	47,063.24	37,282.45
11/25/20	PR21-00032	20201125-REG		976.35	36,306.10
		Total for 11/2020	188,033.06	184,137.09	
		Net Change	3,895.97		
12/02/20	GJ21-00009	to split interest first quarter	21.69	21.69	36,306.10
12/02/20	GJ21-00010	to split interest first quarter	21.69	21.69	36,306.10
12/03/20	EX21-00224	AP12022020		407.96	35,898.14
12/03/20	EX21-00225	AP12022020		2,031.05	33,867.09
12/10/20	CT21-00426	20201210-REG		26,897.96	6,969.13
12/10/20	PR21-00034	20201210-REG	88,507.92	44,640.80	50,836.25
12/10/20	PR21-00035	20201210-REG		976.35	49,859.90
12/11/20	CT21-00445	58-Nov Staywell Transfer		27,784.88	22,075.02
12/17/20	CT21-00449	20201217-MAN		105.11	21,969.91
12/17/20	IFC21-00001	Clear out 9610 and 9310 accounts		333.10	21,636.81
12/17/20	PR21-00037	20201217-MAN	701.46	587.32	21,750.95
12/22/20	CT21-00462	20201222-REG		30,093.76	8,342.81-
12/22/20	PR21-00038	20201222-REG	96,063.67	48,916.73	38,804.13
12/22/20	PR21-00039	20201222-REG		976.35	37,827.78
12/31/20	EX21-00266	AP12302020		407.96	37,419.82
12/31/20	EX21-00268	AP12302020		2,031.05	35,388.77
		Total for 12/2020	185,316.43	186,233.76	
		Net Change	917.33-		
01/01/21	CT21-00581	20/21 2ND Q INTEREST 0.7606%	55.80		35,444.57
01/05/21	CT21-00519	58-Dec Staywell Transfer		27,784.88	7,659.69
01/06/21	CT21-00540	Employee Excess STRS to Dist Fund 76...9511	427.30		8,086.99
01/08/21	CT21-00512	20210108-REG		26,139.87	18,052.88-
01/08/21	PR21-00041	20210108-REG	85,602.34	42,526.97	25,022.49
01/08/21	PR21-00042	20210108-REG		976.35	24,046.14
01/26/21	CT21-00563	20210126-REG		29,265.17	5,219.03-
01/26/21	PR21-00044	20210126-REG	93,845.27	47,401.53	41,224.71
01/26/21	PR21-00045	20210126-REG		1,127.35	40,097.36
01/28/21	EX21-00311	AP01272021		407.96	39,689.40
01/28/21	EX21-00312	AP01272021		2,031.05	37,658.35
01/31/21	GJ21-00016	to split interest first quarter	27.90	27.90	37,658.35
		Total for 1/2021	179,958.61	177,689.03	
		Net Change	2,269.58		
02/08/21	CT21-00607	58-Jan Staywell Transfer		27,784.88	9,873.47
02/10/21	CT21-00596	20210210-REG		28,694.31	18,820.84-

Selection Grouped by Fund and JE Date, Filtered by (Org = 58, Fiscal Year = 2021, Restricted Accts? = Y, No Detail? = Y)

ESCAPE ONLINE

76 - WARRANT/PASS-THROUGH **Fiscal Year 2020/21**

JE #	Description	Debits	Credits	Running Balance	
02/10/21	PR21-00047	20210210-REG	92,681.69	46,821.07	27,039.78
02/10/21	PR21-00048	20210210-REG		1,127.35	25,912.43
02/25/21	CT21-00666	20210225-REG		28,853.32	2,940.89-
02/25/21	EX21-00350	AP02242021		407.96	3,348.85-
02/25/21	EX21-00351	AP02242021		2,031.05	5,379.90-
02/25/21	PR21-00050	20210225-REG	93,051.58	47,027.33	40,644.35
02/25/21	PR21-00051	20210225-REG		1,127.35	39,517.00
		Total for 2/2021	185,733.27	183,874.62	
Net Change					1,858.65
03/05/21	CT21-00708	58-Feb Staywell Transfer		27,784.88	11,732.12
03/10/21	CT21-00703	20210310-REG		26,258.38	14,526.26-
03/10/21	PR21-00053	20210310-REG	86,651.71	43,294.71	28,830.74
03/10/21	PR21-00054	20210310-REG		1,127.35	27,703.39
03/25/21	CT21-00745	20210325-REG		30,405.94	2,702.55-
03/25/21	EX21-00394	AP03242021		407.96	3,110.51-
03/25/21	PR21-00056	20210325-REG	96,634.00	49,016.95	44,506.54
03/25/21	PR21-00057	20210325-REG		1,127.35	43,379.19
		Total for 3/2021	183,285.71	179,423.52	
Net Change					3,862.19
04/01/21	CT21-00924	20/21 3RD Q INTEREST 0.8039%	57.96		43,437.15
04/01/21	EX21-00408	AP03312021		2,031.05	41,406.10
04/07/21	CT21-00817	58-Mar Staywell Transfer		27,784.88	13,621.22
04/09/21	CT21-00805	20210409-REG		35,340.02	21,718.80-
04/09/21	PR21-00059	20210409-REG	114,933.06	62,128.60	31,085.66
04/09/21	PR21-00060	20210409-REG		1,127.35	29,958.31
04/26/21	CT21-00840	20210426-REG		28,854.42	1,103.89
04/26/21	PR21-00062	20210426-REG	93,070.15	47,047.49	47,126.55
04/26/21	PR21-00063	20210426-REG		1,127.35	45,999.20
04/29/21	EX21-00445	AP04282021		407.96	45,591.24
04/29/21	EX21-00447	AP04282021		2,031.05	43,560.19
		Total for 4/2021	208,061.17	207,880.17	
Net Change					181.00
05/05/21	CT21-00889	58-April Staywell Transfer		27,784.88	15,775.31
05/10/21	CT21-00885	20210510-REG		29,131.71	13,356.40-
05/10/21	PR21-00065	20210510-REG	93,499.08	47,194.22	32,948.46
05/10/21	PR21-00066	20210510-REG		1,127.35	31,821.11
05/17/21	IFC21-00002	TO SPLIT 3rd QUATER INTEREST 8660 AND BALANCE OUT FD 76		157.15	31,663.96
05/26/21	CT21-00941	20210526-REG		30,188.72	1,475.24
05/26/21	PR21-00068	20210526-REG	96,257.51	48,861.54	48,871.21
05/26/21	PR21-00069	20210526-REG		1,127.35	47,743.86
05/27/21	EX21-00497	AP05262021		407.96	47,335.90
05/27/21	EX21-00499	AP05262021		2,031.05	45,304.85
		Total for 5/2021	189,756.59	188,011.93	
Net Change					1,744.66
06/10/21	CT21-00978	20210610-REG		28,544.77	16,760.08
06/10/21	PR21-00071	20210610-REG	92,111.05	46,482.48	62,388.65
06/10/21	PR21-00072	20210610-REG		1,054.00	61,334.65
06/15/21	CT21-01015	58-May Staywell Transfer		27,784.88	33,549.77

Selection Grouped by Fund and JE Date, Filtered by (Org = 58, Fiscal Year = 2021, Restricted Accts? = Y, No Detail? = Y)

ESCAPE ONLINE

76 - WARRANT/PASS-THROUGH			Fiscal Year 2020/21		
JE #	Description	Debits	Credits	Running Balance	
06/24/21	EX21-00551	AP06232021		407.96	33,141.81
06/25/21	CT21-01028	20210625-REG		29,012.97	4,128.84
06/25/21	PR21-00074	20210625-REG	92,983.74	46,877.24	50,235.34
06/25/21	PR21-00075	20210625-REG		1,054.00	49,181.34
06/30/21	CT21-01070	58-June Staywell Transfer		27,784.88	21,396.46
06/30/21	CT21-01100	58-June Staywell costs		1,501.77	19,894.69
06/30/21	CT21-01160	20/21 4TH Q INTEREST 0.5279%	48.41		19,943.10
06/30/21	GJ21-00077	TO DIVIDE 9612 INTEREST BY SCHOOL	24.20	24.20	19,943.10
06/30/21	IFC21-00003	TO CLEAR OUT OF FD 76		21,739.41	1,796.31-
06/30/21	IFC21-00004	TO CLEAR 9522	23,555.74	24,373.40	2,613.97-
06/30/21	IFC21-00005	TO CLEAR 9524	4,884.40	4,895.94	2,625.51-
06/30/21	IFC21-00006	TO CLEAR 9514	2,401.98	2,458.57	2,682.10-
		Total for 6/2021	216,009.52	263,996.47	
	Net Change	47,986.95-			
		Total for 76 - WARRANT/PASS-THROUGH	2,230,327.59	2,233,009.69	
	Net Change	2,682.10-			

Recap by Resource

Rsrc-PY	Bal Forward	Debit	Credit	Ending Bal	Resource Description
-	.00	2,198,829.64	2,201,560.15	2,730.51-	
0000-0	.00	15,981.36	15,957.15	24.21	NO REPORTING REQUIREM
0000-1	.00	15,516.59	15,492.39	24.20	NO REPORTING REQUIREM
	.00	2,230,327.59	2,233,009.69	2,682.10-	

JE #	Description	Debits	Credits	Running Balance
	Total for Org Charter Academy of the Redwoods	10,029,260.06	7,002,114.98	

**CHARTER SCHOOL
BUDGET REPORT**

Charter School Name : Redwood Academy of Ukiah

CDS# : 23-65615-2330413

Description	Object Code	Unaudited Actuals 20-21	ESTIMATED Actuals 2021- 2022 6/8/2021	OCTOBER PRELIMINARY BUDGET 1012/2021	ACTUALS OCT 12, 2021	% OF ACTUALS TO ESTIMATED ACTUALS BUDGET
A. Revenues						
1. Revenue Limit Sources						
						0.00%
Education Protection Act	8012	437,671.00	309,964.00	309,964.00	95,926.00	30.95%
State Aid - Current Year	8011	653,323.00	794,883.08	611,176.33	121,843.00	19.94%
State Aid - Prior Years	8019	-24.00	0.00	0.00		
Tax Relief Subventions (for rev. limit funded schools)	8020-8039		0.00	0.00		
County and District Taxes (for rev. limit funded schools)	8040-8079	0.00	0.00	0.00		
Miscellaneous Funds (for rev. limit funded schools)	8080-8089	0.00	0.00	0.00		
Revenue Limit Transfers (for rev. limit funded schools):						
PERS Reduction Transfer	8092	0.00	0.00	0.00		
Charter Schools Funding in Lieu of Property Taxes	8096	384,608.00	369,001.00	369,001.00	115,450.00	31.29%
Other Revenue Limit Transfers	8091 , 8097					
Total, Revenue Limit Sources		1,475,578.00	1,473,848.08	1,290,141.33	333,219.00	22.61%
2. Federal Revenues						
No Child left Behind	8290	148,482.13	138,323.00	216,944.00	722.87	0.33%
Special Education - Federal	8181 , 8182	0.00	0.00			
Child Nutrition - Federal	8220	0.00	0.00			
Other Federal Revenues	8110 , 8260-829	0.00	0.00			
Total, Federal Revenues		148,482.13	138,323.00	216,944.00	722.87	0.52%
3. Other State Revenues						
Mandated Block Grant	8550	5,166.00	5,272.58	4,686.34		0.00%
Lottery	8560	31,122.98	27,848.06	27,800.04		0.00%
All Other State Revenues	8590	40,575.00	72,865.00	76,373.00		0.00%
Total, Other State Revenues		76,863.98	105,985.64	108,859.38	0.00	0.00%
4. Other Local Revenues						
Interest	8660	10,827.84	11,000.00	11,000.00		0.00%
LCSSP grant	8677	5,021.42	5,021.42	0.00		
All other local	8699	2,909.22	1,000.00	1,000.00	15.25	1.53%
Reimbursement from Willits Charter school lunch program	8699		1,000.00	1,000.00		0.00%
Prop 39 Transfer	8781	22,144.00	24,209.62	20,933.00		0.00%
Total, Local Revenues		40,902.48	42,231.04	33,933.00	15.25	0.04%
5. TOTAL REVENUES						
		1,741,826.59	1,760,387.76	1,649,877.71	333,957.12	18.97%
B. EXPENDITURES						
1. Certificated Salaries						
Teachers' Salaries	1100	436,435.96	452,638.00	474,238.00	106,745.12	22.51%
Certificated Pupil Support Salaries	1200		0.00	0.00	0.00	
Certificated Supervisors' and Administrators' Salaries	1300	76,120.49	69,652.00	91,347.94	27,778.96	30.41%
Other Certificated Salaries	1900	0.00	0.00		0.00	
Total, Certificated Salaries		512,556.45	522,290.00	565,585.94	134,524.08	25.76%
2. Non-certificated Salaries						
Instructional Aides' Salaries	2100	34,941.57	48,763.00	16,820.87	6,700.72	39.84%
Non-certificated Support Salaries	2200	101,744.43	92,576.00	109,583.11	31,514.69	28.76%
Non-certificated Supervisors' and Administrators' Sal.	2300	40,499.55	51,335.00	40,948.50	12,785.87	31.22%
Clerical and Office Salaries	2400	61,772.40	61,306.00	60,950.95	15,105.25	24.78%
Other Non-certificated Salaries	2900	0.00	0.00			
Total, Non-certificated Salaries		238,957.95	253,980.00	228,303.43	66,106.53	26.03%

Description	Object Code	Unaudited	ESTIMATED		ACTUALS	% OF
		Actuals 20-21	Actuals 2021-2022 6/8/2021		OCT 12, 2021	ACTUALS TO ESTIMATED ACTUALS
3. Employee Benefits						
STRS	3101-3102	79,775.32	88,371.47	95,697.14	22,826.78	23.85%
PERS	3201-3202	43,639.58	58,186.82	52,304.32	14,891.89	28.47%
OASDI / Medicare / Alternative	3301-3302	25,151.01	27,002.68	25,666.21	6,983.75	27.21%
Health and Welfare Benefits	3401-3402	177,391.97	179,716.47	188,866.30	48,506.55	25.68%
Unemployment Insurance	3501-3502	571.53	9,548.12	3,969.45	1,117.54	28.15%
Workers' Compensation Insurance	3601-3602	9,307.53	10,906.59	11,154.15	2,751.08	24.66%
OPEB, Allocated	3701-3702	0.00	0.00	0.00	0.00	
OPEB, Active Employees	3751-3752	0.00	0.00	0.00	0.00	
PERS Reduction (for revenue limit funded schools)	3801-3802	0.00	0.00	0.00	0.00	
Other Employee Benefits	3901-3902	0.00	0.00	0.00	2.21	
Total, Employee Benefits		335,836.94	373,732.15	377,657.56	97,079.80	25.98%
4. Books and Supplies						
Approved Textbooks and Core Curricula Materials	4100	3,106.78	4,000.00	11,000.00	8,681.56	78.92%
Books and Other Reference Materials	4200	258.76	1,000.00	1,000.00	519.42	51.94%
Materials and Supplies	4300	46,888.35	46,000.00	46,000.00	14,171.04	28.34%
Technology	4300		4,000.00	4,000.00		0.00%
Loss Learning Mitigation purchases	4300					
Misc networking equipment	4300					
Noncapitalized Equipment	4400	12,185.17	4,000.00	9,000.00	2,418.46	26.87%
ONE TIME PURCHASE OF HVAC'S	4400					
ONE TIME PURCHASE OF NETWORKING EQUIPMENT	4400					
Food	4700	4,852.68	7,900.00	7,900.00	1,173.12	14.85%
Total, Books and Supplies		67,291.74	66,900.00	78,900.00	26,963.60	40.30%
5. Services and Other Operating Expenditures						
Subagreements and Services	5100		0.00			
Travel and Conferences	5200	202.00	1,000.00	500.00	30.00	6.00%
Dues and Memberships	5300	2,804.50	3,753.10	3,757.43	1,439.50	38.31%
Insurance	5400	13,142.47	13,646.65	10,166.00	10,166.00	100.00%
Operations and Housekeeping Services	5500	33,327.91	45,824.80	35,866.20	5,559.53	15.50%
Rentals, Leases, Repairs, and Noncap. Improvements	5600	32,471.09	47,198.23	47,207.81	6,759.53	14.32%
Professional/Consulting Services and Operating Expend.	5800	236,606.88	304,109.27	261,093.44	16,521.86	6.33%
Communications	5900	11,122.70	10,135.82	10,135.82	1,505.65	14.85%
Total, Services and Other Operating Expenditures		329,677.55	425,667.88	368,726.70	41,982.07	9.86%
6. Capital Outlay (obj. 6100-6170, 6200-6500 for mod. accr. basis only)						
Sites and Improvements of Sites	6100-6170					0.00%
Buildings and Improvements of Buildings	6200					0.00%
Books and Media for New School Libraries or Major Expansion of School Libraries	6300					0.00%
Equipment	6400					0.00%
Equipment Replacement	6500					0.00%
Depreciations Expense (for full accrual only)	6900					0.00%
Total, Capital Outlay					0.00	0.00%
7. Other Outgo						
Tuition to Other Schools	7110-7143				0.00	0.00%
Transfers of Pass-through Revenues to Other LEAs	7211-7213				0.00	0.00%
Transfers of Apportionments to Other LEAs - Spec. Ed.	7221-7223SE				0.00	0.00%
Transfers of Apportionments to Other LEAs - All Other	7221-7223SO				0.00	0.00%
All Other Transfers	7281-7299				0.00	0.00%
Debt Service:						
Interest	7438				0.00	0.00%
Principal	7439				0.00	0.00%
Total, Other Outgo						
8. TOTAL EXPENDITURES		1,484,320.63	1,642,570.02	1,619,173.63	366,656.08	
C. EXCESS (DEFICIENCY) OF REVENUES OVER EXPEND BEFORE OTHER FINANCING SOURCES AND USED (A5-B8)		257,505.96	117,817.74	30,704.09		

Description	Object Code	Unaudited Actuals 20-21	ESTIMATED Actuals 2021- 2022 6/8/2021		ACTUALS OCT 12, 2021	% OF ACTUALS TO ESTIMATED ACTUALS
D. OTHER FINANCING SOURCES / USES						
1. Other Sources	8930-8979				0.00	0.00%
2. Less: Other Uses	7630-7699				0.00	0.00%
3. Contributions Between Unrestricted and Restricted Accounts (must net to zero)	8980-8999				0.00	0.00%
4. TOTAL OTHER FINANCING SOURCES / USES					0.00	0.00%
E. NET INCREASE (DECREASE) IN FUND BALANCE (C +D4)						
F. FUND BALANCE, RESERVES						
1. Beginning Fund Balance						
a. As of July 1	9791	1,408,549.96	1,666,055.92	1,666,055.92		
b. Adjustments to Beginning Balance	9793 , 9755					
c. Adjusted Beginning Balance						
2. Ending fund Balance, June 30 (E + F. 1.c.)		1,666,055.92	1,783,873.66	1,696,760.01		
Componenet of Ending Fund Balance (Optional):						
Reserve For Revolving Cash (equals object 9130)	9711	2,000.00	2,000.00			
Reserve for Stores (equalsobject 9320)	9712	0.00	0.00			
Reserve for Prepaid Expenditures (equals object 9330)	9713	0.00	0.00			
Reserve for All Others	9719	0.00	0.00			
General Reserve	9730	0.00	0.00			
Legally Restricted Balance/ Prop 39 planning money	9740	0.00	0.00			
Legally Restricted Balance/Educator Effectiveness grant	9740	0.00	0.00			
Legally Restricted Balance/College readiness grant	9740	0.00	0.00			
Designated for Economic Uncertainties	9789	149,244.78	164,257.00			
Other Designations	9750,9775 , 9789	149,244.78	164,257.00			
Future STRS and PERS increases		1,200,000.00	1,250,000.00			
Undersigned / Unapproved Amount	9790	149,926.00	203,359.65			
		0.094277453	0.11399891			

**CHARTER SCHOOL
BUDGET REPORT**

Charter School Name : Accelerated Achievement Academy
CDS# : 23-65615-2330454

Description	Object Code	Unaudited Actuals 20-21	ESTIMATED Actuals 2021-2022 6/8/2021	OCTOBER PRELIMINARY BUDGET 1012/2021	ACTUALS OCT 12, 2021	% OF ACTUALS TO ESTIMATED ACTUALS BUDGET
A. REVENUES						
1. Revenue Limit Sources						
Education Protection Act	8012	771,066.00	286,622.00	286,602.00	88,702.00	30.95%
State Aid - Current Year	8011	388,221.00	932,855.64	837,744.00	164,719.00	19.66%
State Aid - Prior Years	8019	-5.00	0.00	0.00		
Tax Relief Subventions (for rev. limit funded schools)	8020-8039		0.00	0.00		
County and District Taxes (for rev. limit funded schools)	8040-8079	0.00	0.00	0.00		
Miscellaneous Funds (for rev. limit funded schools)	8080-8089	0.00	0.00	0.00		
Revenue Limit Transfers (for rev. limit funded schools):						
PERS Reduction Transfer	8092	0.00	0.00	0.00		
Charter Schools Funding in Lieu of Property Taxes	8096	372,186.00	357,082.00	357,082.00	111,720.00	31.29%
Other Revenue Limit Transfers	8091, 8097					
Total, Revenue Limit Sources		1,531,468.00	1,576,559.64	1,481,428.00	365,141.00	23.16%
2. Federal Revenues						
No Child left Behind	8290	313,689.93	235,263.00	332,181.00	4.00	0.00%
Special Education - Federal	8181, 8182	0.00	0.00	0.00		
Child Nutrition - Federal	8220	0.00	0.00	0.00		
Other Federal Revenues	110, 8260-829	0.00	0.00	0.00		
Total, Federal Revenues		313,689.93	235,263.00	332,181.00	4.00	0.00%
3. Other State Revenues						
Mandated Block Grant	8550	3,818.00	3,896.69	3,721.29	0.00	0.00%
Lottery	8560	32,088.42	26,948.58	28,272.00	0.00	0.00%
All Other State Revenues	8590	161,843.05	149,361.00	138,915.74	0.00	0.00%
Total, Other State Revenues		197,749.47	180,206.27	170,909.03	0.00	0.00%
4. Other Local Revenues						
Interest	8660	10,827.84	11,000.00	11,000.00	0.00	0.00%
LCSSP grant	8677	5,372.57	5,372.00	0.00	0.00	#DIV/0!
All other local	8699	4,043.43	2,000.00	2,000.00	0.00	0.00%
Reimbursement from Willits Charter school lunch program	8699		1,000.00	1,000.00	0.00	0.00%
Prop 39 Transfer	8781	26,257.00	29,386.14	26,691.00	0.00	0.00%
Total, Local Revenues		46,500.84	48,758.14	40,691.00	0.00	0.00%
5. TOTAL REVENUES						
		2,089,408.24	2,040,787.05	2,025,209.03	365,145.00	18.03%
B. EXPENDITURES						
1. Certificated Salaries						
Teachers' Salaries	1100	501,285.26	516,787.59	527,977.76	129,008.75	24.43%
Certificated Pupil Support Salaries	1200	0.00	0.00	0.00	0.00	
Certificated Supervisors' and Administrators' Salaries	1300	67,483.13	64,011.37	64,384.34	19,496.55	30.28%
Other Certificated Salaries	1900	0.00	0.00	0.00	0.00	
Total, Certificated Salaries		568,768.39	580,798.96	592,362.10	148,505.30	25.07%
2. Non-certificated Salaries						
Instructional Aides' Salaries	2100	47,528.65	88,203.81	68,136.08	4,934.03	7.24%
Non-certificated Support Salaries	2200	68,229.69	73,960.99	98,264.98	25,226.36	25.67%
Non-certificated Supervisors' and Administrators' Sal.	2300	40,499.79	51,335.00	40,948.50	12,785.87	31.22%
Clerical and Office Salaries	2400	70,747.18	83,710.59	80,117.35	16,961.83	21.17%
Other Non-certificated Salaries	2900	0.00	0.00			
Total, Non-certificated Salaries		227,005.31	297,210.39	287,466.91	59,908.09	20.84%

Description	Object Code	Unaudited Actuals 20-21	ESTIMATED Actuals 2021-2022 6/8/2021	OCTOBER RELIMINARY BUDGE 1012/2021	ACTUALS OCT 12,2021	% OF ACTUALS TO ESTIMATED ACTUALS
3. Employee Benefits						
STRS	3101-3102	90,035.51	98,271.18	100,227.67	25,012.38	24.96%
PERS	3201-3202	42,683.26	68,090.90	65,858.67	13,471.72	20.46%
OASDI / Medicare / Alternative	3301-3302	25,190.58	31,158.18	30,580.47	6,706.97	21.93%
Health and Welfare Benefits	3401-3402	174,719.73	182,996.60	190,937.96	47,991.55	25.13%
Unemployment Insurance	3501-3502	617.84	10,799.52	4,399.15	1,169.12	26.58%
Workers' Compensation Insurance	3601-3602	9,855.38	12,336.03	12,361.60	2,857.73	23.12%
OPEB, Allocated	3701-3702	0.00	0.00	0.00	0.00	
OPEB, Active Employees	3751-3752	0.00	0.00	0.00	0.00	
PERS Reduction (for revenue limit funded schools)	3801-3802	0.00	0.00	0.00	0.00	
Other Employee Benefits	3901-3902	0.00	0.00	0.00	2.79	
Total, Employee Benefits		343,102.30	403,652.41	404,365.51	97,212.26	24.04%
4. Books and Supplies						
Approved Textbooks and Core Curricula Materials	4100	1,017.51	4,000.00	12,000.00	9,798.83	81.66%
Books and Other Reference Materials	4200	319.82	1,000.00	1,000.00	293.18	29.32%
Materials and Supplies	4300	78,218.93	58,500.00	56,000.00	10,944.24	18.24%
Technology	4300		1,500.00	4,000.00		0.00%
Loss Learning Mitigation purchases	4300					
Misc networking equipment	4300					
Noncapitalized Equipment	4400	22,348.78	4,000.00	8,500.00	1,602.02	18.85%
ONE TIME PURCHASE OF HVACS	4400					
ONE TIME PURCHASE OF NETWORKING EQUIPMENT	4400					
Food	4700	6,049.05	9,200.00	9,200.00	1,173.12	12.75%
Total, Books and Supplies		107,954.09	78,200.00	90,700.00	23,811.39	26.25%
5. Services and Other Operating Expenditures						
Subagreements and Services	5100		0.00			
Travel and Conferences	5200	147.00	500.00	500.00	95.00	19.00%
Dues and Memberships	5300	2,804.50	3,680.96	3,685.22	1,394.50	37.84%
Insurance	5400	10,226.47	10,618.68	12,384.00	12,384.00	100.00%
Operations and Housekeeping Services	5500	45,918.64	54,873.50	44,925.36	6,995.34	15.57%
Rentals, Leases, Repairs, and Noncap. Improvements	5600	154,274.27	158,223.81	158,225.86	39,363.17	24.88%
Professional/Consulting Services and Operating Expend.	5800	298,838.57	285,064.17	250,379.91	17,922.09	7.16%
Communications	5900	11,411.25	8,792.40	8,799.60	1,447.11	16.45%
Total, Services and Other Operating Expenditures		523,620.70	521,753.52	478,899.95	79,601.21	16.62%
6. Capital Outlay (obj. 6100-6170, 6200-6500 for mod. accr. basis only)						
Sites and Improvements of Sites	6100-6170					
Buildings and Improvements of Buildings	6200					
Books and Media for New School Libraries or Major Expansion of School Libraries	6300					
Equipment	6400					
Equipment Replacement	6500					
Depreciations Expense (for full accrual only)	6900					
Total, Capital Outlay					0.00	#DIV/0!
7. Other Outgo						
Tuition to Other Schools	7110-7143				0.00	0.00%
Transfers of Pass-through Revenues to Other LEAs	7211-7213				0.00	0.00%
Transfers of Apportionments to Other LEAs - Spec. Ed.	7221-7223SE				0.00	0.00%
Transfers of Apportionments to Other LEAs - All Other	7221-7223SO				0.00	0.00%
All Other Transfers	7281-7299				0.00	0.00%
Debt Service:						
Interest	7438				0.00	0.00%
Principal	7439				0.00	0.00%
Total, Other Outgo						
8. TOTAL EXPENDITURES		1,770,450.79	1,881,615.28	1,853,794.47	409,038.25	22.06%
C. EXCESS (DEFICIENCY) OF REVENUES OVER EXPEND BEFORE OTHER FINANCING SOURCES AND USED (A5-B8)		318,957.45	159,171.77	171,414.56		

Description	Object Code	Unaudited Actuals 20-21	ESTIMATED Actuals 2021-2022 6/8/2021	OCTOBER PRELIMINARY BUDGET 1012/2021	ACTUALS OCT 12,2021	% OF ACTUALS TO ESTIMATED ACTUALS
D. OTHER FINANCING SOURCES / USES						
1. Other Sources	8930-8979				0.00	0.00%
2. Less: Other Uses	7630-7699				0.00	0.00%
3. Contributions Between Unrestricted and Restricted Accounts (must net to zero)	8980-8999				0.00	0.00%
4. TOTAL OTHER FINANCING SOURCES / USES					0.00	0.00%
E. NET INCREASE (DECREASE) IN FUND BALANCE (C +D4)					0.00	0.00%
F. FUND BALANCE, RESERVES						
1. Beginning Fund Balance						
a. As of July 1	9791	1,304,254.85	1,623,212.30	1,623,212.30		
b. Adjustments to Beginning Balance	9793 , 9755					
c. Adjusted Beginning Balance						
2. Ending fund Balance, June 30 (E + F. 1.c.)		1,623,212.30	1,782,384.07			
Component of Ending Fund Balance (Optional):						
Reserve For Revolving Cash (equals object 9130)	9711	2,000.00	2,000.00			
Reserve for Stores (equals object 9320)	9712	0.00	0.00			
Reserve for Prepaid Expenditures (equals object 9330)	9713	0.00	0.00			
Reserve for All Others	9719	0.00	0.00			
General Reserve	9730	0.00	0.00			
Legally Restricted Balance/ Prop 39 planning money	9740	0.00	0.00			
Legally Restricted Balance/Educator Effectiveness grant	9740	0.00	0.00			
Legally Restricted Balance/College readiness grant	9740	0.00	0.00			
Designated for Economic Uncertainties	9789	179,168.80	188,161.53			
Other Designations	9750,9775 , 978	179,168.80	188,161.53			
Future STRS and PERS increases		1,080,000.00	1,205,000.00			
Undersigned / Unapproved Amount	9790	149,925.00	199,061.01			
		0.094277453	0.111682446			

Charter Academy of the Redwoods

Minutes of the Special Meeting of Tuesday, September 9, 2020

1059 N. State Street, Ukiah

Join Zoom Meeting

<https://us04web.zoom.us/j/75855203349?pwd=aEZJZnRSa1pLQzR2aXRmTVFtMU8rZz09>

Meeting ID: 758 5520 3349

Passcode: WwM6BN

Redwood Academy open for public comment

I. Welcome and Opening

The meeting was called to order at 6:07 p.m. by Chairperson Joseph. Board members in attendance:

Shawna Aguilar Yes

Anne Ford Yes

Jay Joseph Yes

Richard Muenzer Yes

Kip Webb Yes

Elna Gordon, Selah Sawyer, Jim Switzer and Caleb Cimmiyotti were present.

On a first by S. Aguilar and a second by K. Webb, the Board voted (5-0) to adopt the agenda.

President's Report~ The school year has started fairly successfully and the first quarter is near the halfway point. Redwood Academy is currently at 129 students this year, which is down from 140 students at this same time last year—in particular, the 7th and 9th grade classes are sizably smaller, so the staff will continue to enroll all interested students and look for marketing opportunities. While it is administrations understanding that the state is holding districts harmless for their ADA again this year due to declining enrollment statewide, they are not extending this grace to charter schools. As a result, the budgets are expect to be severely impacted this year. The CFO will present revised budgets based on current enrollment numbers at December's meeting. Over the summer, the state released a preview last year's test scores from the new CAASPP state testing, and, overall, Redwood Academy outperformed the other area schools. Unfortunately, despite doing comparatively well, Redwood's overall proficiency rates did drop around 20 to 25% in both English and mathematics; and science took approximately a 28% tumble compared to 2019 results. The drop is attributed to learning loss and motivation loss resulting from the lack of in-person learning during the pandemic. The state will be releasing shortly growth data based on student by student growth, as measured by these same tests, and, while the growth scores did not take into account last year's testing, Redwood Academy also showed high growth rates. This is evidence that Redwood Academy does not just have high performing students enroll who maintain the status quo, but, rather, that Redwood Academy students, even if already high performing, still grow as a result of their time with us. All of this data should be available to the public on Dataquest later this fall. Because Covid is making things much more difficult in terms of finding bus companies, etc, the staff are looking for vaccinated parent drivers willing to help with field trips. Despite the budget being negatively impacted by low enrollment, the school does have some state and federal extra funding to help run extra programs for students—things such as sponsoring after-school SPACE classes, having a mental health counselor on campus for students a couple of days a week, extra tutoring services, and, of course, as previously mentioned field trips. These items are included in the ESSER III plan alongside other items such as extra safety provisions, Covid testing, the independent study program, and some other needed campus upgrades.

Secretary's Report ~ Accelerated's enrollment is at 127 students, down from 145 last year. Currently, the number of daily absences are higher than in previous years due to more caution over illness and some students struggling with returning to routine school attendance. The low enrollment and increase absences will have a deep impact on the school budget. Accelerated did administer the CAASPP last year and the scores were down considerably as expected with math dropping by about 8%, ELA about 31% and science about 13%. However, like Redwood, Accelerated growth data was very good, exceeding all local schools except Redwood in ELA and most area schools in math with only Redwood and two other schools slightly exceeding AAA's growth scores. Accelerated was actually in the top 20 schools/districts across the state in ELA growth. While AAA scores may be lower or equivalent to local schools, the staff do appear to make significant growth with the students. The ESSER III plan reflects spending towards mitigating COVID and maintaining a safe learning environment as well as providing independent study, addressing learning loss with additional summer school opportunities, expanding after school programs including opportunities at SPACE, and adding tutors to provide support within the classroom. It also provides additional funds for a counselor through Youth Project to continue services next year. It also uses funds to improve the outdoor space for students, improve current facilities as well as research development of new facilities. Finally, the school will be purchasing along with RA a car to use meal transport and field trips.

Treasurer's Report ~ Current Budget Report and Cash in the County Treasury Report of 9/8/21 shows current cash of \$2,594,959—derived by adding last year's balance, \$3,029,827, with this year's balance, \$-433,868, since the balances have not been rolled over yet. This does not reflect the August apportionments and taxes as they have not been posted yet which

Preparing students for a successful future in safe, challenaina, well-managed charter schools

should be approximately \$75,411. The budget report reflects the previous year's totals from the unaudited actuals and the original budget approved in June. The next budget will be presented in October based on CBEDs enrollment followed by the First Interim Report in December.

The books for 2020-2021 are not closed yet like they normally would be. CAR and MCOE are still working to close the books. The unaudited actuals on the agenda reflect the expenses and revenue transactions for the 2020-2021 year. There is still one entry that needs to be made. Each school still has a \$2400 per school expense that it needs pay. As noted in the assumptions, the Unaudited Actuals reflect accrual methods of accounting which included buildings, depreciation of capital and student body funds which are not included in our cash based budgets that are present in interim reports and budget approvals. Two reports have been included for each school. One of the reports does not contain the depreciation and student body funds (as seen in the interim reports). The other report does include the accounts and reflects what will be submitted to the state.

Safety and Facilities Report ~ There are several facility projects currently in process including repairing a door on the Georgetown classroom, enclosing the toilet in the single use bathroom at Redwood, adding new vacant deadbolts to the JB bathrooms, fixing the siding on Fullerton and the skirting on various RA buildings. The school is also still looking for a maintenance person.

II. Consent Items

- a. On a motion by K. Webb and a second by R. Muenzer, the board voted (5-0) to approve the minutes of the special meetings on June 29, 2021, August 26, 2021 and August 31, 2021.

III. Regular Meeting

- a. On a first by S. Aguilar and a second by K. Webb, the Board voted (5-0) to approve the unaudited actuals for Charter Academy of the Redwoods including *Accelerated Achievement Academy* and *Redwood Academy of Ukiah*.
- b. On a first by K. Webb and a second by R. Muenzer, the Board voted (5-0) to approve the ESSER III plans for Accelerated Achievement Academy and Redwood Academy of Ukiah.
- c. On a first by S. Aguilar and a second by R. Muenzer, the Board voted (5-0) to approve the revisions to the 2021-2022 salary schedule.
- d. On a first by K. Webb and a second by S. Aguilar, the Board voted (5-0) to approve revisions to BP 401.6, detailing CAR's leave policy.

IV. Public Comment For Items Not on the Agenda—No public comment

V. Next Meeting— The next regular meeting of the Board of Directors is scheduled for Tuesday, October 12 at 6:00 p.m. on the campus of *Redwood Academy of Ukiah*.

VI. Adjournment

As acclaimed by the chair, the meeting was adjourned at 6:42 p.m.

Respectfully submitted,

Selah Sawyer
Secretary

For the Record:

Before 6:00 pm on Thursday, September 9, 2021, this meeting agenda was:
Hand-delivered with back-up to all five board members and both corporate officers and management staff;
Posted in the offices of *Redwood Academy* and *Accelerated Achievement Academy*
Posted on the www.caredwoods.org governance channel
E-mailed to Holly Rogers

PROPOSED REVISED PRELIMINARY BUDGETS
FOR REDWOOD ACADEMY AND ACCELERATED ACHIEVEMENT
ACADEMY

October 12, 2021
2021-2022 FISCAL YEAR

Charter Academy of the Redwoods (CAR) is a non-profit public benefit corporation that operates the charter schools known as Redwood Academy of Ukiah (RAU) and Accelerated Achievement Academy (AAA). This general overview will be for both schools.

Whereas we are not required to do budgets at this time, the changes in ADA and other factors do call for starting to look at our budget changes from our estimated actuals in June.

The proposed budget changes included here reflect current funding information. The ADA has been calculated by taking our CBEDS enrollment on October 6th and then using historic information from CBEDS to P-2, which is the attendance period our funding is based on. We have used the latest Local Control Funding Formulae (LCFF) calculator available for the average funding per pupil. For the last two years we have been held harmless on ADA, our ADA was based on 2019-2020 figures before the pandemic hit. This year we do have to figure our revenue based on our actual ADA. Unfortunately, our enrollment is down, and using these historical figures we deduce that our ADA will be 121.93 for Redwood, down from 139.94 in previous estimates, and for AAA it is figured at 124, down from 135.42.

We show under the federal funding all the ESSER and ELO money that we are expecting to receive, most of this is deferrable and recognized in the year it is spent, so some of this we can defer to future years, although there are time limits to these grants, some ending in 2023, some in 2024.

We have recalculated salary and benefits and based them on current staffing levels. We did hire several new people to assist with some of the goals of the ESSER and ELO plans, and thus some of these salaries are based on those revenues. We have looked at some of the expense categories, there has been some textbook purchases made that required adjusting this expense, and also some networking equipment will be coming from MCOE that will hopefully improve internet speed. We will also adjust expenses in future budgets as needed.

The biggest difference from the Estimated Actuals is our lowered ADA expectations, hopefully in future years this trend will reverse itself. We will look much closer at costs and also do multiyear budgets in the next official interim budgets. As we see a need, we are able to make changes in our staffing and other expenses, as we are not tied to long term contract.

	A	B	C	D	E	F	G	H	I	J	K
132		Services and Other--5000			CPI index		CPI index	1.0396			
133							19-20	with CPI applied			
134		5200			Travel & Conferences			\$ 500.00			
135		5300			Dues and Memberships		\$ 3,544.84	\$ 3,685.22			
136		5400			Insurance		\$ 10,226.00	\$ 12,384.00			
137		5500			Operations & Housekeeping		\$ 43,214.08	\$ 44,925.36			
138		5500			extra for COVID cleaning						
139		5600			Rentals, Leases & Repairs	last years	\$ 155,168.85	\$ 158,225.86			
140					Building Lease or Rent	\$ 140,917.00	\$ 145,144.51				
141					Land Lease	\$ -	\$ -				
142					Short Term Facility Rent	\$ 1,706.76	\$ 1,774.35				
143					Copier leases	\$ 8,307.00	\$ 8,307.00				
144					Other Rentals & Repairs	\$ 6,162.00	\$ 3,000.00				
145					Constructi						
146											
147		5800			Professional & Consulting			\$ 250,379.91			
148					SE per AD	1184.33	\$ 146,856.49				
149					SE Prior Yr Adj						
150					Payroll Exp	\$ 6,209.15	based on expenses @ second interim 1,861,560				
151					District Oversight	\$ 14,814.28					
152					Tech Pro (11500 + overage)	\$ 12,500.00					
153					special counseling , Space	\$ 22,000.00					
154					Bus trips, field trips, six flags	\$ 10,500.00					
155					Outward Bound programs	\$ 2,300.00					
156					College and testing fees	\$ 1,000.00					
157					Covid surv	\$ 500.00					
158											
159					Advertising	\$ 3,000.00					
160					Audit fees	\$ 5,400.00					
161					Legal fees	\$ 1,500.00					
162					Other	\$ 23,800.00					
163											
164									total		
165		5900			Communications			\$ 6,237.60	\$ 8,799.60		
166					Data charges			\$ 2,562.00			
167					Subtotal, 5000 Series			\$ 478,899.95			
168											
169					Capital Outlay--6000 Series						
170											
171											
172		6170			Site Improvements						
173		6200			Building & Building Improvements			\$ -			
174		6400			Equipment	server for network					
175											
176					Subtotal, 6000 Series			\$ -			
177											
178											
179					Other Outgoing--7000 Series						
180											
181		7431-7439			Debt Service			\$ -			
182											
183					Subtotal, 7000 Series			\$ -			
184											
185											
186					Total Expense			\$ 1,853,794.47			
187											
188					Increase (Decrease) in Fund Balance			\$ 176,786.56			
189											
190					9791 Beginning Fund Balance			\$ 1,590,263.61			
191											
192					Ending Fund Balance			\$ 1,767,050.16			
193		9711			Revolving Fund			\$ 2,000.00			
194		9789			Reserve Portion of Ending Fund Balance	10%		\$ 185,379.45			
195		9750			financial Stabilization Account	10%		\$ 185,379.45			
196											
197		9719			Reserve for all others (future construction projects)			\$ -			
198		9719			Future STRS and PERS increases			\$ 1,205,000.00			
199					Unappropriated Portion of Ending Fund Balance			\$ 189,291.27	\$ 0.11		

Cell: A7

Comment: jschwitzer:
Based on projections using latest version of the FCMAT LCFF calculator

Cell: G7

Comment: jschwitzer:
Based on funding levels from CDE website.

Cell: B31

Comment: jschwitzer:
Based on CBEDS enrollment and historical projections to P2

Cell: H31

Comment: jschwitzer :
Lottery amount is based on current CCSA and School services projections.

Cell: H46

Comment: Jim Switzer:
Mandate Block Grant projections from School Services .

Cell: H49

Comment: jschwitzer:
Estimate of misc. state programs not included in general funding including Charter School Facility , \$102,000

Cell: H55

Comment: jschwitzer :
Based on 20-21 figures

Cell: H59

Comment: jschwitzer:
Based on agreement with UUSD, \$217
per ADA.

Cell: D72

Comment: jschwitzer:
Based on projected staffing levels.

Cell: F81

Comment: jschwitzer:
Number of full time equivalent positions with H&W benefits.

Cell: B85

Comment: jschwitzer:
Based on current, projected staffing levels.

Cell: F98

Comment: jschwitzer:
Number of full-time positions with H&W benefits.

Cell: F103

Comment: Jim Switzer:
STRS projected contribution rate from CSDC and School Services.

Cell: F104

Comment: jschwitzer :
PERS projected contribution rate from CSDC and School Services.

Cell: F108

Comment: jschwitzer:
Reflects premium rates approved by Staywell , 3% increase from 20-21

Cell: D118

Comment: jschwitzer:
Totals based on projected spending .

Cell: D132

Comment: jschwitzer :
Totals based on projected spending
and CPI percentages figured into some of the categories.

Cell: H132

Comment: jschwitzer :
From School Services estimates.

Cell: E148

Comment: jschwitzer:
Based on 20-21 costs for SPED from UUSD and projected increase of 5%.

Cell: F150

Comment: Jim Switzer:

Based on expenses reported at P-2, multiplied by .0033

Cell: F151

Comment: jswitzer :

Reflects 1% oversight fee for districts not providing "substantially rent-free facilities."

Cell: G3

Comment: jswitzer:
Based on current funding levels on CDE website..

Cell: A5

Comment: jswitzer :
Based on projections using latest version of the FCMAT LCFF calculator.

Cell: H24

Comment: jswitzer :
Lottery amount is based on current CCSA and School services projectios.

Cell: B27

Comment: Based on CBEDS enrollment and historical projections to P2

Cell: H43

Comment: Mandate Block Grant projections from School Services .

Cell: H46

Comment: jswitzer:
Estimate of misc. state programs not included in general funding grant .

Cell: H51

Comment: jswitzer :
Based on 20-21 figures .

Cell: H55

Comment: Jim Switzer:
Based on agreement with UUSD, \$173
per ADA.

Cell: B68

Comment: jswitzer:
Based on current projected staffing levels.

Cell: E76

Comment: jswitzer:
Number of full time equivalent positions with H&W benefits.

Cell: B80

Comment: jswitzer:
Based on curent
projected staffing levels ..

Cell: E92

Comment: jswitzer:
Number of full time equivalent positions with H&W benefits.

Cell: F97

Comment: Jim Switzer:
STRS projected contribution rate from CSDC and School Services.

Cell: F98

Comment: jswitzer :
PERS projected contribution rate from CSDC and School Services.

Cell: F102

Comment: Jim Switzer:
Reflects premium rates approved by Staywell , 3% increase from 20-21.

Cell: D112

Comment: :jswitzer:
Totals based on projected spending .

Cell: D124

Comment: jswitzer :
Totals based on projected spending
and CPI percentages figured into some of the categories.

Cell: H124

Comment: jswitzer :
From School Services estimates.

Cell: E139

Comment: jswitzer:
Based on 20-21 costs for SPED from UUSD and projected increase of 5%.

Cell: F141

Comment: Jim Switzer:
Based on expenses reported at P-2, multiplied by .0033



**ACCELERATED ACHIEVEMENT
ACADEMY**

Unaudited Actuals 2020-2021

**September 14, 2021
James Switzer, Chief Financial Officer**

**Accelerated Achievement Academy
Unaudited Actuals 2020-2021**

Table of Contents

Major assumptions for 2020-2021 Unaudited Actuals Report

General Purpose State Aide	3
Federal Revenues for 2020-2021	3
State Revenue for 2020-2021	4
Local Revenues	4
Salary and Benefits	5
Materials and Supplies	5
Services and Operating Expenditures	5
Fund Balance	5&6

**Accelerated Achievement Academy
Unaudited Actuals 2020-2021**

Accelerated Achievement Academy is required to submit Unaudited Actuals for 2020-2021.

At the Audit ending June 30, 2010, our auditors asked us to use a different accounting methodology in the preparation of the Unaudited Actuals. Up to that year, we had been using the same method as school districts (i.e. Modified Accrual Basis). This is still represented on our working budgets, but the Auditor's wish is to have the Unaudited Actuals align with their reports, which use the Full Accrual Method of Accounting. This shows the posting of activity related to Capital Assets and Student Body Accounts to the General Ledger. These entries are currently reflected as a part of the Redwood Academy's Unaudited Actuals.

The following narrative provides the differences between the Charter School's 2020-2021 Unaudited Actuals and the latest 2020-2021 working budget, adopted June 8, 2021 (the budget presented with the Estimated Actuals).

ASSUMPTIONS AT ESTIMATED ACTUALS

At the time of Estimated Actuals we were beginning to make our plans to reopen in 2021-2022. Federal Funding has not only come in under Federal resources such as Esser I,II, and III, but also in the form of supporting some of the State funding that has also been coming in. We will try to note the differences between the Estimated Actuals and what has finally been resolved with closing our books. A lot of discrepancies may come in the State Aid category, as it was realized that two of the three largest of the State funding resources, the Expanded Learning grant, resource 7525, and the paraprofessional grant, resource 7426, had to be recognized in the 2020-2021 year, even though we have not expended the grants fully.

GENERAL PURPOSE STATE AID

The state has been using the Local Control Funding Formulae (LCFF) for eight years now to apportion state revenue to the schools of California. Our total LCFF for State Aid was much more than in the Estimated Actuals. At Estimated Actuals we had figured the total LCFF funding at \$1,502,349, very close to what our P2 report from the state said we should be receiving; however, what we actually received was \$1,531,468, almost \$29,119 dollars more. This was due to a state overpayment, which most likely mean our revenues for 21-22 will be adjusted accordingly.

FEDERAL REVENUES

Our estimates for Federal Restricted Revenues were \$49,442 less than what was actually received. This was almost entirely was due to spending and thus recognizing more revenue in one of

Accelerated Achievement Academy
Unaudited Actuals 2020-2021

our ongoing Federal Cares Act grants, resource 3212, and also federally funded State grants, 3216, 3217, and 3218. Also, we received about \$1841 more in Title IV money than anticipated.

STATE REVENUES

State Revenues ended up very different than at Estimated Actuals, due to a combination of factors. While it looks like the overall figures are about \$64,893 less than we estimated in June, there is a negative revenue of \$51,959 that we took this year. This was due to having received Prop 39 planning money in 17-18 that we were never able to spend (because at the time there were so many services that were doing energy audits for free). It was recommended by our county office of education business manager that we take that money out of the fund and create a payable. We may expect an invoice from the state in the next year or two, as the report for that money finally comes due at the end of this year.

Another part of the discrepancy in State Funding is the Facility Grant we receive each year, SB 740. This grant was again underfunded, and resulted in just about 9,000 less than budgeted, coming in at \$92,999 compared to \$102,000 estimated in June. The other part of our misestimating the money was, as mentioned before, there were two resources that we were hoping to defer to next year, but the revenue had to be recognized in this year, although there was only about a \$3,500 difference. Over all we have received \$12,934 less in state revenues than estimated; however, the negative revenue in the Prop 39 resource brings that to the previously mentioned \$64,893 less than estimated.

LOCAL REVENUES

When one looks at the local revenue section of our budget, it looks like we have underestimated a little bit, but this is deceiving. As mentioned previously, we are required at the Unaudited Actuals to report our Student Body funds and expenses, along with capital expenses and depreciation. We do not consider these in reporting our Estimated Actuals and other budget reports throughout the year, as Student Body Funds are not part of the general fund nor are capital assets not considered in cash accounts. As a result, the local revenues include transactions made through the Student Body Fund, which totaled \$3,401. Interest came in just a few hundred dollars short. If Student Body Funds are taken out of the Local Revenue, this would bring the General fund local revenue to \$1958 less than June's projection.

However, total revenues including State, Federal, and Local funding came in about \$15,112 more than budgeted in June, mostly due to the increase in LCFF funding.

**Accelerated Achievement Academy
Unaudited Actuals 2020-2021**

SALARIES AND BENEFITS

The total estimate of salaries for Certificated for the budget at Estimated Actuals was close to the Unaudited Actuals, with a difference of about \$6,592 less than estimated in June. Classified wages and salaries, the 2000 series, usually a difficult group to budget, was only underestimated in the June budget by a difference of about \$5,255 from June estimates. The benefits portion was also overestimated in June by \$4,823, mostly in the STRS and PERS categories when comparing the Estimated Actuals to the final Unaudited Actuals.

MATERIALS AND SUPPLIES

For the 4000 series, Materials and Supplies, we were very close in our estimates, overestimating by about \$750. A lot of spending decisions were made at the end of the year as the return to in person learning was decided in these last few months of the year.

SERVICES AND OPERATING EXPENDITURES

Services and operating expenses, our 5000 expenditures, look different from our Estimated Actuals mostly in the object code 5800, services category. Once again student body expenses of \$7,387 are a part of our unaudited actuals. After this adjustment is taken out, we ended up spending about \$14,332 less in the 5000 series than budgeted, mostly in 5800 spending. When we finally received our final bill from UUSD for SPED services, it came in quite a bit lower than at the initial estimate in March, it was almost \$160 per ADA less, about \$21,615 less than estimated at our June budget.

There is one more category on the Unaudited Actuals that is not on our Estimated Actuals budget, and that is the depreciation, object code 6900. This is depreciation recorded from the asset accounts, buildings and equipment that we do not look at when we do our budgets throughout the year. This cost was \$5,881.

Total expenditures were \$7,969 less than at the June budget, taking out the \$7,387 for student body expenses in the 5800 series and the depreciation makes a difference \$21,237 less spent, just about the difference in the SPED encroachment.

FUND BALANCE

With all of the extra State and Federal funding we do have a significant increase this year in Fund Balance. There will be a lot of extra services for which we will be expending in 21-22 year, as students have returned to in person classes. Our Unaudited Actuals show a beginning balance of \$1,433,253 and an increase of \$309,090 resulting in an ending fund balance of \$1,742,343. Our budgets at Interim reports and Estimated Actuals do not include

**Accelerated Achievement Academy
Unaudited Actuals 2020-2021**

Capital Assets, their depreciation expenses, nor do we include the Student Body Funds. If we take these factors out, our budget increase and balances are summarized as follows:

Beginning Balance:	\$1,304,255
Revenues:	\$2,089,408
Expenses	\$1,770,451
Net increase in fund balance	\$318,957
Ending fund balance	\$1,623,212

On the Estimated Actuals we had predicted a net increase of \$286,009, the \$32,948 difference mostly due to the increase in the increase in LCFE funding and other factors mentioned.

The Unaudited Actuals for Redwood Academy of Ukiah will be discussed in a separate report.

**Accelerated Achievement Academy
Unaudited Actuals 2020-2021**

**CHARTER SCHOOL UNAUDITED ACTUALS
FINANCIAL REPORT -- ALTERNATIVE FORM
July 1, 2020 to June 30, 2021**

Charter School Name: Accelerated Achievement Academy
 CDS #: 23656152330454 (11) accrual basis
 Charter Approving Entity: UKIAH UNIFIED SCHOOL DISTRICT
 County: Mendocino
 Charter #: 0439

This charter school uses the following basis of accounting:

(Please enter an "X" in the applicable box below; check only one box)

- Accrual Basis** (Applicable Capital Assets/Interest on Long-Term Debt/Long-Term Liabilities/Net Position objects are 6900, 7438, 9400-9489, 9660-9669, 9796, and 9797)
 Modified Accrual Basis (Applicable Capital Outlay/Debt Service/Fund Balance objects are 6100-6170, 6200-6500, 7438, 7439, and 9711-9789)

Description	Object Code	Unrestricted	Restricted	Total
A. REVENUES				
1. LCFF Sources				
State Aid - Current Year	8011	771,066.00		771,066.00
Education Protection Account State Aid - Current Year	8012	388,221.00		388,221.00
State Aid - Prior Years	8019	(5.00)		(5.00)
Transfers to Charter Schools in Lieu of Property Taxes	8096	372,186.00		372,186.00
Other LCFF Transfers	8091, 8097			0.00
Total, LCFF Sources		1,531,468.00	0.00	1,531,468.00
2. Federal Revenues (see NOTE in Section L)				
No Child Left Behind/Every Student Succeeds Act	8290		313,689.93	313,689.93
Special Education - Federal	8181, 8182			0.00
Child Nutrition - Federal	8220			0.00
Donated Food Commodities	8221			0.00
Other Federal Revenues	8110, 8260-8299			0.00
Total, Federal Revenues		0.00	313,689.93	313,689.93
3. Other State Revenues				
Special Education - State	StateRevSE			0.00
All Other State Revenues	StateRevAO	27,442.64	170,306.83	197,749.47
Total, Other State Revenues		27,442.64	170,306.83	197,749.47
4. Other Local Revenues				
All Other Local Revenues	LocalRevAO	44,529.50	5,372.57	49,902.07
Total, Local Revenues		44,529.50	5,372.57	49,902.07
5. TOTAL REVENUES				
		1,603,440.14	489,369.33	2,092,809.47
B. EXPENDITURES (see NOTE in Section L)				
1. Certificated Salaries				
Certificated Teachers' Salaries	1100	377,171.00	124,114.26	501,285.26
Certificated Pupil Support Salaries	1200			0.00
Certificated Supervisors' and Administrators' Salaries	1300	61,374.18	6,108.95	67,483.13
Other Certificated Salaries	1900			0.00
Total, Certificated Salaries		438,545.18	130,223.21	568,768.39
2. Noncertificated Salaries				
Noncertificated Instructional Salaries	2100	10,814.84	36,713.81	47,528.65
Noncertificated Support Salaries	2200	28,740.64	39,489.05	68,229.69
Noncertificated Supervisors' and Administrators' Salaries	2300	39,505.68	994.11	40,499.79
Clerical, Technical and Office Salaries	2400	64,041.52	6,705.66	70,747.18
Other Noncertificated Salaries	2900			0.00
Total, Noncertificated Salaries		143,102.68	83,902.63	227,005.31

**CHARTER SCHOOL UNAUDITED ACTUALS
FINANCIAL REPORT -- ALTERNATIVE FORM
July 1, 2020 to June 30, 2021**

Charter School Name: Accelerated Achievement Academy

CDS #: 23656152330454 (11) accrual basis

Description	Object Code	Unrestricted	Restricted	Total
3. Employee Benefits				
STRS	3101-3102	71,418.55	18,616.96	90,035.51
PERS	3201-3202	28,004.55	14,678.71	42,683.26
OASDI / Medicare / Alternative	3301-3302	17,063.59	8,126.99	25,190.58
Health and Welfare Benefits	3401-3402	140,489.63	34,230.10	174,719.73
Unemployment Insurance	3501-3502	331.21	286.63	617.84
Workers' Compensation Insurance	3601-3602	6,846.95	3,008.43	9,855.38
OPEB, Allocated	3701-3702			0.00
OPEB, Active Employees	3751-3752			0.00
Other Employee Benefits	3901-3902			0.00
Total, Employee Benefits		264,154.48	78,947.82	343,102.30
4. Books and Supplies				
Approved Textbooks and Core Curricula Materials	4100		1,017.51	1,017.51
Books and Other Reference Materials	4200	15.07	304.75	319.82
Materials and Supplies	4300	31,929.70	46,289.23	78,218.93
Noncapitalized Equipment	4400	3,182.96	19,165.82	22,348.78
Food	4700	2,285.66	3,763.39	6,049.05
Total, Books and Supplies		37,413.39	70,540.70	107,954.09
5. Services and Other Operating Expenditures				
Subagreements for Services	5100			0.00
Travel and Conferences	5200	147.00		147.00
Dues and Memberships	5300	2,804.50		2,804.50
Insurance	5400	10,226.47		10,226.47
Operations and Housekeeping Services	5500	43,308.64	2,610.00	45,918.64
Rentals, Leases, Repairs, and Noncap. Improvements	5600	63,833.33	90,440.94	154,274.27
Transfers of Direct Costs	5700-5799			0.00
Professional/Consulting Services and Operating Expend.	5800	212,469.30	93,756.74	306,226.04
Communications	5900	11,411.25		11,411.25
Total, Services and Other Operating Expenditures		344,200.49	186,807.68	531,008.17
6. Capital Outlay				
(Objects 6100-6170, 6200-6500 modified accrual basis only)				
Land and Land Improvements	6100-6170			0.00
Buildings and Improvements of Buildings	6200			0.00
Books and Media for New School Libraries or Major				
Expansion of School Libraries	6300			0.00
Equipment	6400			0.00
Equipment Replacement	6500			0.00
Depreciation Expense (accrual basis only)	6900	5,881.27		5,881.27
Total, Capital Outlay		5,881.27	0.00	5,881.27
7. Other Outgo				
Tuition to Other Schools	7110-7143			0.00
Transfers of Pass-Through Revenues to Other LEAs	7211-7213			0.00
Transfers of Apportionments to Other LEAs - Spec. Ed.	7221-7223SE			0.00
Transfers of Apportionments to Other LEAs - All Other	7221-7223AO			0.00
All Other Transfers	7281-7299			0.00
Transfers of Indirect Costs	7300-7399			0.00
Debt Service:				
Interest	7438			0.00
Principal (for modified accrual basis only)	7439			0.00
Total Debt Service		0.00	0.00	0.00
Total, Other Outgo		0.00	0.00	0.00
8. TOTAL EXPENDITURES		1,233,297.49	550,422.04	1,783,719.53

**CHARTER SCHOOL UNAUDITED ACTUALS
FINANCIAL REPORT -- ALTERNATIVE FORM
July 1, 2020 to June 30, 2021**

Charter School Name: Accelerated Achievement Academy

CDS #: 23656152330454 (11) accrual basis

Description	Object Code	Unrestricted	Restricted	Total
C. EXCESS (DEFICIENCY) OF REVENUES OVER EXPENDITURES BEFORE OTHER FINANCING SOURCES AND USES (A5-B8)		370,142.65	(61,052.71)	309,089.94
D. OTHER FINANCING SOURCES / USES				
1. Other Sources	8930-8979			0.00
2. Less: Other Uses	7630-7699			0.00
3. Contributions Between Unrestricted and Restricted Accounts (must net to zero)	8980-8999	(5,532.71)	5,532.71	0.00
4. TOTAL OTHER FINANCING SOURCES / USES		(5,532.71)	5,532.71	0.00
E. NET INCREASE (DECREASE) IN FUND BALANCE /NET POSITION (C+D4)		364,609.94	(55,520.00)	309,089.94
F. FUND BALANCE / NET POSITION				
1. Beginning Fund Balance/Net Position				
a. As of July 1	9791	1,367,308.17	65,945.00	1,433,253.17
b. Adjustments/Restatements	9793, 9795			0.00
c. Adjusted Beginning Fund Balance /Net Position		1,367,308.17	65,945.00	1,433,253.17
2. Ending Fund Balance /Net Position, June 30 (E+F1c)		1,731,918.11	10,425.00	1,742,343.11
Components of Ending Fund Balance (Modified Accrual Basis only)				
a. Nonspendable				
1. Revolving Cash (equals Object 9130)	9711			0.00
2. Stores (equals Object 9320)	9712			0.00
3. Prepaid Expenditures (equals Object 9330)	9713			0.00
4. All Others	9719			0.00
b. Restricted	9740			0.00
c. Committed				
1. Stabilization Arrangements	9750			0.00
2. Other Commitments	9760			0.00
d. Assigned	9780			0.00
e. Unassigned/Unappropriated				
1. Reserve for Economic Uncertainties	9789			0.00
2. Unassigned/Unappropriated Amount	9790M			0.00
3. Components of Ending Net Position (Accrual Basis only)				
a. Net Investment in Capital Assets	9796	115,978.32		115,978.32
b. Restricted Net Position	9797		10,425.00	10,425.00
c. Unrestricted Net Position	9790A	1,615,939.79	0.00	1,615,939.79

**CHARTER SCHOOL UNAUDITED ACTUALS
FINANCIAL REPORT -- ALTERNATIVE FORM
July 1, 2020 to June 30, 2021**

Charter School Name: Accelerated Achievement Academy

CDS #: 23656152330454 (11) accrual basis

Description	Object Code	Unrestricted	Restricted	Total
G. ASSETS				
1. Cash				
In County Treasury	9110	1,453,223.33	(16,369.74)	1,436,853.59
Fair Value Adjustment to Cash in County Treasury	9111			0.00
In Banks	9120	3,152.50		3,152.50
In Revolving Fund	9130	2,000.10		2,000.10
With Fiscal Agent/Trustee	9135			0.00
Collections Awaiting Deposit	9140			0.00
2. Investments	9150			0.00
3. Accounts Receivable	9200	247,063.11	102,058.16	349,121.27
4. Due from Grantor Governments	9290			0.00
5. Stores	9320			0.00
6. Prepaid Expenditures (Expenses)	9330	4,897.76		4,897.76
7. Other Current Assets	9340			0.00
8. Capital Assets (accrual basis only)	9400-9489	115,978.32		115,978.32
9. TOTAL ASSETS		1,826,315.12	85,688.42	1,912,003.54
H. DEFERRED OUTFLOWS OF RESOURCES				
1. Deferred Outflows of Resources				
	9490			0.00
2. TOTAL DEFERRED OUTFLOWS		0.00	0.00	0.00
I. LIABILITIES				
1. Accounts Payable				
	9500	94,397.01	75,263.42	169,660.43
2. Due to Grantor Governments				
	9590			0.00
3. Current Loans				
	9640			0.00
4. Unearned Revenue				
	9650			0.00
5. Long-Term Liabilities (accrual basis only)				
	9660-9669			0.00
6. TOTAL LIABILITIES		94,397.01	75,263.42	169,660.43
J. DEFERRED INFLOWS OF RESOURCES				
1. Deferred Inflows of Resources				
	9690			0.00
2. TOTAL DEFERRED INFLOWS		0.00	0.00	0.00
K. FUND BALANCE /NET POSITION				
Ending Fund Balance /Net Position, June 30 (G9 + H2) - (I6 + J2) (must agree with Line F2)				
		1,731,918.11	10,425.00	1,742,343.11

**CHARTER SCHOOL UNAUDITED ACTUALS
FINANCIAL REPORT -- ALTERNATIVE FORM**

July 1, 2020 to June 30, 2021

Charter School Name: Accelerated Achievement Academy

CDS #: 23656152330454 (11) accrual basis

L. FEDERAL EVERY STUDENT SUCCEEDS ACT (ESSA) MAINTENANCE OF EFFORT REQUIREMENT

NOTE: IF YOUR CHARTER SCHOOL RECEIVED FEDERAL FUNDING, AS REPORTED IN SECTION A2, THE FOLLOWING ADDITIONAL INFORMATION MUST BE PROVIDED IN ORDER FOR THE CDE TO CALCULATE COMPLIANCE WITH THE FEDERAL EVERY STUDENT SUCCEEDS ACT (ESSA) MAINTENANCE OF EFFORT REQUIREMENT:

1. Federal Revenue Used for Capital Outlay and Debt Service

Included in the Capital Outlay and Debt Service expenditures reported in sections B6 and B7 are the following amounts paid out of federal funds:

Federal Program Name (If no amounts, indicate "NONE")	Capital Outlay	Debt Service	Total
a. none	\$		0.00
b.			0.00
c.			0.00
d.			0.00
e.			0.00
f.			0.00
g.			0.00
h.			0.00
i.			0.00
j.			0.00
TOTAL FEDERAL REVENUES USED FOR CAPITAL OUTLAY AND DEBT SERVICE	0.00	0.00	0.00

2. Community Services Expenditures

Provide the amount of State and Local funds reported in Section B that were expended for Community Services Activities:

Objects of Expenditures		Amount (Enter "0.00" if none)
a. Certificated Salaries	1000-1999	0.00
b. Noncertificated Salaries	2000-2999	0.00
c. Employee Benefits	3000-3999	0.00
d. Books and Supplies	4000-4999	0.00
e. Services and Other Operating Expenditures	5000-5999	0.00
TOTAL COMMUNITY SERVICES EXPENDITURES		0.00

CHARTER SCHOOL UNAUDITED ACTUALS
FINANCIAL REPORT -- ALTERNATIVE FORM

July 1, 2020 to June 30, 2021

Charter School Name: Accelerated Achievement Academy

CDS #: 23656152330454 (11) accrual basis

3. State and Local Expenditures to be Used for ESSA Annual Maintenance of Effort Calculation:

Results of this calculation will be used for comparison with 2019-20 expenditures. Failure to maintain the required 90 percent expenditure level on either an aggregate or per capita expenditure basis may result in reduction to allocations for covered programs in 2022-23.

a. Total Expenditures (B8)	<u>1,783,719.53</u>
b. Less Federal Expenditures (Total A2) [Revenues are used as proxy for expenditures because most federal revenues are normally recognized in the period that qualifying expenditures are incurred]	<u>313,689.93</u>
c. Subtotal of State & Local Expenditures [a minus b]	<u>1,470,029.60</u>
d. Less Community Services [L2 Total]	<u>0.00</u>
e. Less Capital Outlay & Debt Service [Total B6 plus objects 7438 and 7439, less L1 Total]	<u>5,881.27</u>
TOTAL STATE & LOCAL EXPENDITURES SUBJECT TO MOE [c minus d minus e]	<u>\$ 1,464,148.33</u>



Redwood Academy of Ukiah

Unaudited Actuals 2020-2021

September 14, 2021
James Switzer, Chief Financial Officer

**Redwood Academy of Ukiah
Unaudited Actuals 2020-2021**

Table of Contents

Major assumptions for 2020-2021 Unaudited Actuals Report

General Purpose State Aide	3
Federal Revenues for 2020-2021	3
State Revenue for 2020-2021	4
Local Revenues	4
Salary and Benefits	4
Materials and Supplies	5
Services and Operating Expenditures	5
Fund Balance	5&6

**Redwood Academy of Ukiah
Unaudited Actuals 2020-2021**

Redwood Academy of Ukiah is required to submit Unaudited Actuals for 2020-2021.

At the Audit ending June 30, 2010, our auditors asked us to use a different accounting methodology in the preparation of the Unaudited Actuals. Up to that year, we had been using the same method as school districts (i.e. Modified Accrual Basis). This is still represented on our working budgets, but the Auditor's wish is to have the Unaudited Actuals align with their reports, which use the Full Accrual Method of Accounting. This shows the posting of activity related to Capital Assets and Student Body Accounts to the General Ledger. These entries are currently reflected as a part of the Redwood Academy's Unaudited Actuals.

The following narrative provides the differences between the Charter School's 2020-2021 Unaudited Actuals and the latest 2020-2021 working budget, adopted June 8, 2021 (the budget presented with the Estimated Actuals).

ASSUMPTIONS AT ESTIMATED ACTUALS

At the time of Estimated Actuals we were beginning to make our plans to reopen in 2021-2022. Federal Funding has not only come in under Federal resources such as Esser I,II, and III, but also in the form of supporting some of the State funding that has also been coming in. We will try to note the differences between the Estimated Actuals and what has finally been resolved with closing our books. A lot of discrepancies may come in the State Aid category, as it was realized that two of the three largest of the State funding resources, the Expanded Learning grant, resource 7525, and the paraprofessional grant, resource 7426, had to be recognized in the 2020-2021 year, even though we have not expended the grants fully.

GENERAL PURPOSE STATE AID

The state has been using the Local Control Funding Formulae (LCFF) for eight years now to apportion state revenue to the schools of California. Our total LCFF for State Aid was much more than in the Estimated Actuals. At Estimated Actuals we had figured the total LCFF funding at 1,407,656, very close to what our P2 report from the state said we should be receiving; however, what we actually received was \$1,475,578, almost \$68,000 dollars more. This was due to the state overpayment, which most likely mean our revenues for 21-22 are adjusted accordingly.

FEDERAL REVENUES

Our estimates for Federal Restricted Revenues were \$10,645 less than what was actually received. Most of this was due to spending and thus recognizing more revenue in one of our ongoing

**Redwood Academy of Ukiah
Unaudited Actuals 2020-2021**

Federal Cares Act grants, resource 3212. We spent about \$9200 more than initially anticipated, and, also, we received about \$1500 more in Title IV money than anticipated.

STATE REVENUES

State Revenues ended up very different than at Estimated Actuals, due to a combination of factors. Lottery did come in higher, about \$3250 higher. While it looks like the overall figures are about \$19,097 less than we estimated in June, there is a negative revenue of \$51,000 that we took this year. This was due to having received Prop 39 planning money in 17-18 that we were never able to spend (because at the time there were so many services that were doing energy audits for free). It was recommended by our county office of education business manager that we take that money out of the fund and create a payable. We may expect an invoice from the state in the next year or two, as the report for that money finally comes due at the end of this year. The other part of our misestimating the money was, as mentioned before, there were two resources that we were hoping to defer to next year, but the revenue had to be recognized in this year. Over all we have received \$31,903 more in state revenues than estimated; however, the negative revenue in the Prop 39 resource brings that to the previously mentioned \$19,097 less than estimated.

LOCAL REVENUES

When one looks at the local revenue section of our budget, it looks like we have underestimated a little bit, but this is deceiving. As mentioned previously, we are required at the Unaudited Actuals to report our Student Body funds and expenses, along with capital expenses and depreciation. We do not consider these in reporting our Estimated Actuals and other budget reports throughout the year, as Student Body Funds are not part of the general fund nor are capital assets not considered in cash accounts. As a result, the local revenues include transactions made through the Student Body Fund, which totaled \$3,401. Interest came in just a few hundred dollars short. If Student Body Funds are taken out of the Local Revenue, this would bring the General fund local revenue to \$1,231 less than June's projection.

However, total revenues including State, Federal, and Local funding came in about \$61,642 more than budgeted in June, mostly due to the increase in LCFF funding.

SALARIES AND BENEFITS

The total estimate of salaries for Certificated for the budget at Estimated Actuals was close to the Unaudited Actuals, with a difference of about \$3,865 more than estimated in June. Classified wages and salaries, the 2000 series, usually a difficult group to budget, was only underestimated in the June budget by a difference of about \$2,257 from June estimates.

Redwood Academy of Ukiah
Unaudited Actuals 2020-2021

The benefits portion was also overestimated in June by \$7,239, mostly in the STRS and PERS categories when comparing the Estimated Actuals to the final Unaudited Actuals.

MATERIALS AND SUPPLIES

For the 4000 series, Materials and Supplies, we did end up spending a bit more than figured at the Estimated Actuals by \$5,291. A lot of spending decisions were made at the end of the year as the return to in person learning was decided in these last few months of the year.

SERVICES AND OPERATING EXPENDITURES

Services and operating expenses, our 5000 expenditures, look different from our Estimated Actuals only in the object code 5800, services category. This difference is pretty close to even when student body expenses of \$7,387 are removed. After this adjustment is done, we ended up spending about \$12,303 less in the 5000 series than budgeted, mostly in 5800 spending. When we finally received our final bill from UUSD for SPED services, it came in quite a bit lower than at the initial estimate in March, it was almost \$160 per ADA less, about \$22,000 less than estimated at our June budget.

There is one more category on the Unaudited Actuals that is not on our Estimated Actuals budget, and that is the depreciation, object code 6900. This is depreciation recorded from the asset accounts, buildings and equipment that we do not look at when we do our budgets throughout the year. This cost was \$10,497.

Total expenditures were \$4,916 less than at the June budget, and taking out the \$7,387 for student body expenses in the 5800 series gives us the \$12,303 less spent mentioned before.

FUND BALANCE

With all of the extra State and Federal funding we do have a significant increase this year in Fund Balance. There will be a lot of extra services for which we will be expending in 21-22 year, as students have returned to in person classes. Our Unaudited Actuals show a beginning balance of \$1,557,728 and an increase of \$243,023 resulting in an ending fund balance of \$1,800,750. Our budgets at Interim reports and Estimated Actuals do not include Capital Assets, their depreciation expenses, nor do we include the Student Body Funds. If we take these factors out, our budget increase and balances are summarized as follows:

Redwood Academy of Ukiah
Unaudited Actuals 2020-2021

Beginning Balance:	\$1,408,550
Revenues:	\$1,741,827
Expenses	\$1,484,321
Net increase in fund balance	\$257,506
Ending fund balance	\$1,666,056

On the Estimated Actuals we had predicted a net increase of \$191,137, the \$66,369 difference mostly due to the increase in the increase in LCFE funding.

The Unaudited Actuals for Accelerated Achievement Academy will be discussed in a separate report.

**CHARTER SCHOOL UNAUDITED ACTUALS
FINANCIAL REPORT -- ALTERNATIVE FORM
July 1, 2020 to June 30, 2021**

Charter School Name: Redwood Academy of Ukiah

CDS #: 23656152330413 (18) accrual basis

Charter Approving Entity: Ukiah Unified

County: Mendocino

Charter #: 0271

This charter school uses the following basis of accounting:

(Please enter an "X" in the applicable box below; check only one box)

- Accrual Basis** (Applicable Capital Assets/Interest on Long-Term Debt/Long-Term Liabilities/Net Position objects are 6900, 7438, 9400-9489, 9660-9669, 9796, and 9797)
- Modified Accrual Basis** (Applicable Capital Outlay/Debt Service/Fund Balance objects are 6100-6170, 6200-6500, 7438, 7439, and 9711-9789)

Description	Object Code	Unrestricted	Restricted	Total
A. REVENUES				
1. LCFF Sources				
State Aid - Current Year	8011	653,323.00		653,323.00
Education Protection Account State Aid - Current Year	8012	437,671.00		437,671.00
State Aid - Prior Years	8019	(24.00)		(24.00)
Transfers to Charter Schools in Lieu of Property Taxes	8096	384,608.00		384,608.00
Other LCFF Transfers	8091, 8097			0.00
Total, LCFF Sources		1,475,578.00	0.00	1,475,578.00
2. Federal Revenues (see NOTE in Section L)				
No Child Left Behind/Every Student Succeeds Act	8290		148,482.13	148,482.13
Special Education - Federal	8181, 8182			0.00
Child Nutrition - Federal	8220			0.00
Donated Food Commodities	8221			0.00
Other Federal Revenues	8110, 8260-8299			0.00
Total, Federal Revenues		0.00	148,482.13	148,482.13
3. Other State Revenues				
Special Education - State	StateRevSE			0.00
All Other State Revenues	StateRevAO	27,672.06	49,191.92	76,863.98
Total, Other State Revenues		27,672.06	49,191.92	76,863.98
4. Other Local Revenues				
All Other Local Revenues	LocalRevAO	39,282.29	5,021.42	44,303.71
Total, Local Revenues		39,282.29	5,021.42	44,303.71
5. TOTAL REVENUES				
		1,542,532.35	202,695.47	1,745,227.82
B. EXPENDITURES (see NOTE in Section L)				
1. Certificated Salaries				
Certificated Teachers' Salaries	1100	375,763.68	60,672.28	436,435.96
Certificated Pupil Support Salaries	1200			0.00
Certificated Supervisors' and Administrators' Salaries	1300	70,011.54	6,108.95	76,120.49
Other Certificated Salaries	1900			0.00
Total, Certificated Salaries		445,775.22	66,781.23	512,556.45
2. Noncertificated Salaries				
Noncertificated Instructional Salaries	2100	7,943.15	26,998.42	34,941.57
Noncertificated Support Salaries	2200	61,866.13	39,878.30	101,744.43
Noncertificated Supervisors' and Administrators' Salaries	2300	39,505.44	994.11	40,499.55
Clerical, Technical and Office Salaries	2400	56,550.95	5,221.45	61,772.40
Other Noncertificated Salaries	2900			0.00
Total, Noncertificated Salaries		165,865.67	73,092.28	238,957.95

**CHARTER SCHOOL UNAUDITED ACTUALS
FINANCIAL REPORT -- ALTERNATIVE FORM
July 1, 2020 to June 30, 2021**

Charter School Name: Redwood Academy of Ukiah

CDS #: 23656152330413 (18) accrual basis

Description	Object Code	Unrestricted	Restricted	Total
3. Employee Benefits				
STRS	3101-3102	70,399.14	9,376.18	79,775.32
PERS	3201-3202	33,166.56	10,473.02	43,639.58
OASDI / Medicare / Alternative	3301-3302	19,111.52	6,039.49	25,151.01
Health and Welfare Benefits	3401-3402	155,958.29	21,433.68	177,391.97
Unemployment Insurance	3501-3502	343.15	228.38	571.53
Workers' Compensation Insurance	3601-3602	7,342.13	1,965.40	9,307.53
OPEB, Allocated	3701-3702			0.00
OPEB, Active Employees	3751-3752			0.00
Other Employee Benefits	3901-3902			0.00
Total, Employee Benefits		286,320.79	49,516.15	335,836.94
4. Books and Supplies				
Approved Textbooks and Core Curricula Materials	4100		3,106.78	3,106.78
Books and Other Reference Materials	4200	186.91	71.85	258.76
Materials and Supplies	4300	22,643.02	24,245.33	46,888.35
Noncapitalized Equipment	4400	7,787.59	4,397.58	12,185.17
Food	4700	2,526.34	2,326.34	4,852.68
Total, Books and Supplies		33,143.86	34,147.88	67,291.74
5. Services and Other Operating Expenditures				
Subagreements for Services	5100			0.00
Travel and Conferences	5200	202.00		202.00
Dues and Memberships	5300	2,804.50		2,804.50
Insurance	5400	13,142.47		13,142.47
Operations and Housekeeping Services	5500	33,327.91		33,327.91
Rentals, Leases, Repairs, and Noncap. Improvements	5600	31,871.09	600.00	32,471.09
Transfers of Direct Costs	5700-5799			0.00
Professional/Consulting Services and Operating Expend.	5800	224,685.59	19,308.75	243,994.34
Communications	5900	11,122.70		11,122.70
Total, Services and Other Operating Expenditures		317,156.26	19,908.75	337,065.01
6. Capital Outlay				
(Objects 6100-6170, 6200-6500 modified accrual basis only)				
Land and Land Improvements	6100-6170			0.00
Buildings and Improvements of Buildings	6200			0.00
Books and Media for New School Libraries or Major				
Expansion of School Libraries	6300			0.00
Equipment	6400			0.00
Equipment Replacement	6500			0.00
Depreciation Expense (accrual basis only)	6900	10,496.89		10,496.89
Total, Capital Outlay		10,496.89	0.00	10,496.89
7. Other Outgo				
Tuition to Other Schools	7110-7143			0.00
Transfers of Pass-Through Revenues to Other LEAs	7211-7213			0.00
Transfers of Apportionments to Other LEAs - Spec. Ed.	7221-7223SE			0.00
Transfers of Apportionments to Other LEAs - All Other	7221-7223AO			0.00
All Other Transfers	7281-7299			0.00
Transfers of Indirect Costs	7300-7399			0.00
Debt Service:				
Interest	7438			0.00
Principal (for modified accrual basis only)	7439			0.00
Total Debt Service		0.00	0.00	0.00
Total, Other Outgo		0.00	0.00	0.00
8. TOTAL EXPENDITURES		1,258,758.69	243,446.29	1,502,204.98

**CHARTER SCHOOL UNAUDITED ACTUALS
FINANCIAL REPORT -- ALTERNATIVE FORM
July 1, 2020 to June 30, 2021**

Charter School Name: Redwood Academy of Ukiah

CDS #: 23656152330413 (18) accrual basis

Description	Object Code	Unrestricted	Restricted	Total
C. EXCESS (DEFICIENCY) OF REVENUES OVER EXPENDITURES BEFORE OTHER FINANCING SOURCES AND USES (A5-B8)		283,773.66	(40,750.82)	243,022.84
D. OTHER FINANCING SOURCES / USES				
1. Other Sources	8930-8979			0.00
2. Less: Other Uses	7630-7699			0.00
3. Contributions Between Unrestricted and Restricted Accounts (must net to zero)	8980-8999	(19,734.97)	19,734.97	0.00
4. TOTAL OTHER FINANCING SOURCES / USES		(19,734.97)	19,734.97	0.00
E. NET INCREASE (DECREASE) IN FUND BALANCE /NET POSITION (C+D4)		264,038.69	(21,015.85)	243,022.84
F. FUND BALANCE / NET POSITION				
1. Beginning Fund Balance/Net Position				
a. As of July 1	9791	1,504,629.50	53,098.00	1,557,727.50
b. Adjustments/Restatements	9793, 9795			0.00
c. Adjusted Beginning Fund Balance /Net Position		1,504,629.50	53,098.00	1,557,727.50
2. Ending Fund Balance /Net Position, June 30 (E+F1c)		1,768,668.19	32,082.15	1,800,750.34
Components of Ending Fund Balance (Modified Accrual Basis only)				
a. Nonspendable				
1. Revolving Cash (equals Object 9130)	9711			0.00
2. Stores (equals Object 9320)	9712			0.00
3. Prepaid Expenditures (equals Object 9330)	9713			0.00
4. All Others	9719			0.00
b. Restricted	9740			0.00
c. Committed				
1. Stabilization Arrangements	9750			0.00
2. Other Commitments	9760			0.00
d. Assigned	9780			0.00
e. Unassigned/Unappropriated				
1. Reserve for Economic Uncertainties	9789			0.00
2. Unassigned/Unappropriated Amount	9790M			0.00
3. Components of Ending Net Position (Accrual Basis only)				
a. Net Investment in Capital Assets	9796	131,541.86		131,541.86
b. Restricted Net Position	9797		32,082.15	32,082.15
c. Unrestricted Net Position	9790A	1,637,126.33	0.00	1,637,126.33

**CHARTER SCHOOL UNAUDITED ACTUALS
FINANCIAL REPORT -- ALTERNATIVE FORM
July 1, 2020 to June 30, 2021**

Charter School Name: Redwood Academy of Ukiah

CDS #: 23656152330413 (18) accrual basis

Description	Object Code	Unrestricted	Restricted	Total
G. ASSETS				
1. Cash				
In County Treasury	9110	1,509,878.95	80,412.54	1,590,291.49
Fair Value Adjustment to Cash in County Treasury	9111			0.00
In Banks	9120	3,152.51		3,152.51
In Revolving Fund	9130	2,000.09		2,000.09
With Fiscal Agent/Trustee	9135			0.00
Collections Awaiting Deposit	9140			0.00
2. Investments	9150			0.00
3. Accounts Receivable	9200	213,773.24	22,458.39	236,231.63
4. Due from Grantor Governments	9290			0.00
5. Stores	9320			0.00
6. Prepaid Expenditures (Expenses)	9330	4,897.74		4,897.74
7. Other Current Assets	9340			0.00
8. Capital Assets (accrual basis only)	9400-9489	131,541.86		131,541.86
9. TOTAL ASSETS		1,865,244.39	102,870.93	1,968,115.32
H. DEFERRED OUTFLOWS OF RESOURCES				
1. Deferred Outflows of Resources				
	9490			0.00
2. TOTAL DEFERRED OUTFLOWS		0.00	0.00	0.00
I. LIABILITIES				
1. Accounts Payable				
	9500	96,576.20	70,788.77	167,364.97
2. Due to Grantor Governments				
	9590			0.00
3. Current Loans				
	9640			0.00
4. Unearned Revenue				
	9650			0.00
5. Long-Term Liabilities (accrual basis only)				
	9660-9669			0.00
6. TOTAL LIABILITIES		96,576.20	70,788.77	167,364.97
J. DEFERRED INFLOWS OF RESOURCES				
1. Deferred Inflows of Resources				
	9690			0.00
2. TOTAL DEFERRED INFLOWS		0.00	0.00	0.00
K. FUND BALANCE /NET POSITION				
Ending Fund Balance /Net Position, June 30 (G9 + H2) - (I6 + J2) (must agree with Line F2)				
		1,768,668.19	32,082.16	1,800,750.35

**CHARTER SCHOOL UNAUDITED ACTUALS
FINANCIAL REPORT -- ALTERNATIVE FORM**

July 1, 2020 to June 30, 2021

Charter School Name: Redwood Academy of Ukiah

CDS #: 23656152330413 (18) accrual basis

L. FEDERAL EVERY STUDENT SUCCEEDS ACT (ESSA) MAINTENANCE OF EFFORT REQUIREMENT

NOTE: IF YOUR CHARTER SCHOOL RECEIVED FEDERAL FUNDING, AS REPORTED IN SECTION A2, THE FOLLOWING ADDITIONAL INFORMATION MUST BE PROVIDED IN ORDER FOR THE CDE TO CALCULATE COMPLIANCE WITH THE FEDERAL EVERY STUDENT SUCCEEDS ACT (ESSA) MAINTENANCE OF EFFORT REQUIREMENT:

1. Federal Revenue Used for Capital Outlay and Debt Service

Included in the Capital Outlay and Debt Service expenditures reported in sections B6 and B7 are the following amounts paid out of federal funds:

Federal Program Name (If no amounts, indicate "NONE")	Capital Outlay	Debt Service	Total
a. none	\$		0.00
b.			0.00
c.			0.00
d.			0.00
e.			0.00
f.			0.00
g.			0.00
h.			0.00
i.			0.00
j.			0.00
TOTAL FEDERAL REVENUES USED FOR CAPITAL OUTLAY AND DEBT SERVICE	0.00	0.00	0.00

2. Community Services Expenditures

Provide the amount of State and Local funds reported in Section B that were expended for Community Services Activities:

Objects of Expenditures		Amount (Enter "0.00" if none)
a. Certificated Salaries	1000-1999	0.00
b. Noncertificated Salaries	2000-2999	0.00
c. Employee Benefits	3000-3999	0.00
d. Books and Supplies	4000-4999	0.00
e. Services and Other Operating Expenditures	5000-5999	0.00
TOTAL COMMUNITY SERVICES EXPENDITURES		<u>0.00</u>

CHARTER SCHOOL UNAUDITED ACTUALS
FINANCIAL REPORT -- ALTERNATIVE FORM

July 1, 2020 to June 30, 2021

Charter School Name: Redwood Academy of Ukiah

CDS #: 23656152330413 (18) accrual basis

3. State and Local Expenditures to be Used for ESSA Annual Maintenance of Effort Calculation:

Results of this calculation will be used for comparison with 2019-20 expenditures. Failure to maintain the required 90 percent expenditure level on either an aggregate or per capita expenditure basis may result in reduction to allocations for covered programs in 2022-23.

a. Total Expenditures (B8)	<u>1,502,204.98</u>
b. Less Federal Expenditures (Total A2) [Revenues are used as proxy for expenditures because most federal revenues are normally recognized in the period that qualifying expenditures are incurred]	<u>148,482.13</u>
c. Subtotal of State & Local Expenditures [a minus b]	<u>1,353,722.85</u>
d. Less Community Services [L2 Total]	<u>0.00</u>
e. Less Capital Outlay & Debt Service [Total B6 plus objects 7438 and 7439, less L1 Total]	<u>10,496.89</u>
TOTAL STATE & LOCAL EXPENDITURES SUBJECT TO MOE [c minus d minus e]	\$ <u><u>1,343,225.96</u></u>

Accelerated Achievement Academy Charter School Annual Report for the School Year 2020-2021

Charter School Mission: Accelerated Achievement Academy's mission is to accelerate student achievement toward a successful future in a safe, challenging, well-managed charter school.

A. Educational Program

1. Target School Population Served

- **Age range:** 8-19
- **Grade Levels:** 4-12
- **Number of Students:** 144
- **Description of students served:** AAA is designed for students in grades 4-12 who have struggled in school for one reason or another, and are in need of additional support or are interested in pursuing jobs associated with Career Technical education. These students represent a wide-range of ability levels and varying degrees of motivation; however, most students have the desire to do well, but lack the skills or work ethic to do so without additional support or intervention.

2. Attendance

- **Number of school days:** 175 days of distance learning--some students returned to hybrid learning on March 15 (grades 4-6) and March 22 (grades 7-12)
- **Instructional minutes by grade spans:** All students were assigned the required minimum of 240 minutes per day during distance learning.
- **Attendance requirements:** Students are required to attend live interaction daily.
- **Attendance expectations:** Students are expected to attend school every day for the entire day unless a special circumstance such as illness, unavoidable dental or medical needs, or a family emergency occurs. If a student is going to be late, parents are expected to notify us by 8:30 a.m. If a student is unable to attend, parents are expected to notify the office no later than 8:45 a.m. on the day involved. Independent study is an option for short-term absences such as those due to medical reasons or a family emergency. Unexcused tardies and absences may be subject to disciplinary action. Any student who is absent without a valid excuse for three or more days is considered truant.

During distance learning students' participation in both live interaction and work completion were tracked and reported. Students who did not adequately participate in distance learning were subjected to our reengagement plans culminating in truancy letters if the student did not improve.

- **Number of truant students:** 30

3. What it means to be an educated person in the 21st Century

- **List of academic skills and abilities:** The staff remains committed to the belief that an educated person has general academic skills and qualities including: the ability to use language to express individuality with precision and pride; drawing from the disciplines

of mathematics and science to be a rational thinker; and has a sense of self from a cultural and historical context.

- **List of non-academic skills and abilities:** The educated person also has non-academic skills and qualities including: participates in the arts as a performer and critic; makes healthy choices for personal fitness from among competing demands; uses technology and artistic tools for personal expression; and has skills and attitudes in an area of personal interest and the motivation and tools to continue to learn.

4. Description of how learning best occurs

- **Summary of curriculum taught and how it was aligned to state standards:** In keeping with Accelerated Achievement Academy's mission to accelerated student achievement toward a successful future, the academic curriculum design is based on the California State Board of Education-adopted standards. The non-academic curriculum design, taught in classes such as Life Skills and College/Career Seminar, is also driven by the school's mission to accelerated student achievement toward a successful future, by focusing on life after high school.
- **Instructional approaches and strategies used:** The staff continues use integrated curriculum as an instructional approach. In all academic classes, the majority of instructional time includes large and small group direct instruction planned and conducted by certificated staff. All strategies presented in the plan for low achieving, high achieving, and English learners students are incorporated into the regular school day. Staff draws from current research to select and design promising practices.
- **Learning setting:** Classroom-based, however last year the majority of the year was solely distance learning with about half the student population returning for hybrid learning in March.
- **Support provided for students who are academically low achieving:** Accelerated Achievement Academy's primary population consists of student who struggle academically. The staff provides scaffolding for introduction to new curriculum. The school maintains smaller class sizes and employees support staff to provide extra one-on-one tutoring for struggling students. The school also provides a lunch tutorial for students falling behind. Additionally, the school provides after school tutorial twice a week for students in need of extra help or time. Each teacher provides an after school help hour for students to receive extra help from their specific teachers. Twice a year the staff offers Saturday Bonus Days where students can use the time to complete work or receive additional help. The school continues to support parent empowerment to help their struggling students by its use of an on-line student information system called PowerSchool® and maintaining procedural agreements regarding posting scores within two days for daily work and five days for major assignments. This program enables each student, parent, and staff person to access the student's grade status from any computer with web access. As a result, struggling students are quickly identified and targeted for extra support in the form of tutoring and academic counseling by the school's Academic Services Coordinator. Additionally, struggling students are provided a supplemental summer session in which they can work on skill-building and credit recovery.

During distance learning after school tutorial was held online. On average about 5 students took advantage of after school tutorial each semester. We had more students than normal participate in summer school with approximately 60 students attend on campus summer school and additional 2 students participate remotely.

- **Support provided for students who are academically high achieving:** At AAA, high achieving students are: encouraged to participate in extra credit and challenge activities designed to extend learning, enroll in courses at Mendocino College, and choose the early graduation path. Given the challenges of distance learning, students did not participate in college classes.
- **Instructional strategies used for special education students:** In 2020-2021, Accelerated Achievement Academy had a cumulative enrollment of 28 students enrolled in special education throughout the year. AAA insures compliance with all phases of special education including: referral, assessment and identification, and services to insure that federal IDEA mandates are followed. AAA provides a program that is designed to meet the student's unique educational needs, provides reasonable educational benefit, is in conformity with the student's IEP, and is the least restrictive environment. Strategies for academically low achieving students such as tutoring and extended day/year instruction described above will be included in this program of services. AAA maintains an agreement with the charter-authorizing agency's special education personnel to clearly delineate the charter school's roles and responsibilities for the operation of special education programs and establish the charter-authorizing agency as the LEA for special education purposes. AAA staff works with the charter-authorizing agency staff to ensure the coordination of all phases of the IEP process (i.e., meeting notices, IEP development; implementation, and monitoring) for all students referred and/or identified for special education; and work with agency staff to monitor IEPs for compliance as required to meet state mandates. AAA staff works with all families to identify the needs of exceptional students attending AAA. Using parent disclosure and review of the cumulative file by AAA staff, information about incoming previously identified students with IEPs will be forwarded to the agency's special education staff so that an educational plan may be implemented at AAA. AAA utilizes present levels of performance and IEP team goals as tools to apply the term "accelerated learning" individually to special education students. The strategies that AAA utilizes to serve a special education student includes but is not limited to the following: implementation of accommodations established by the IEP Team, skill-specific tutoring (provided by a resource specialist or through the general education providers as specified in the IEP), parent consultation and provision of resources for home use, increased use of on-line and other technological resources, and increased use of manipulatives. Finally, in keeping with IDEA's "child find" provision, students whose needs emerge after enrollment at AAA are referred to a Student Study Team (SST) for monitoring, accommodation, and follow-up. It is the goal of the SST to use general education modifications and accommodations. All parent requests for special education testing or placement will be forwarded to the special education staff as well as the information recorded by the SST regarding regular education efforts to address the student's needs.

Of the 28 Special Education students, 15 are still students at AAA in 2021-2022. Of the 15 students, 11 met all or some of their goals, 3 did not meet their goals and 1 student was in the initial year so the goals will be assessed at the first annual meeting . No students were exited from Special Education.

- **Instructional strategies used for English learners:** Accelerated Achievement Academy did administered the ELPAC to EL students in the Spring of 2021. AAA chose not to administer the ELPAC Summative during the extended time in the Fall because AAA continued distance learning in 2020-2021. At the time of CBEDs, AAA had 25 EL students, 3 IFEP students, and 21 RFEP students. AAA staff addressed the needs of EL

students through a variety of strategies including: full immersion in large group direct academic instruction; ELD instruction in both the English class as well as in a small group pull-out program; SDAIE techniques are used, such as running dictation, reciprocal teaching, graphic organizers, and jigsaw teaching; after school tutoring with the teacher and/or aides; and summer session with a certificated teacher and highly qualified paraprofessionals.

5. Additional Requirements for Charter Schools Serving High School Students

- **How parents were informed about the transferability of courses to other public high schools:** Parents are informed about the transferability of courses at the mandatory orientation prior enrolling as well as by way of Accelerated Achievement Academy’s Student-Family Handbook. They are informed that Accelerated Achievement Academy is accredited by the Western Association of Schools and Colleges, and, as such, all credits are transferable.
- **How parents were informed about the eligibility of courses to meet college entrance requirements:** All parents and students are notified that Accelerated Achievement Academy courses do not meet the a-g requirements for college admission at the mandatory orientation they attend prior to enrolling.

B. Measurable Student Outcomes - “Exit Outcomes” or “Graduation Standards” (including Academic Performance Index and Adequately Yearly Progress school data)

Students at *Accelerated Achievement Academy* may earn a General Diploma by completing course requirements. Parents and students are expected to track their progress and be aware of any missing credits well in advance of 12th grade. The specific diploma requirements are as follows:

General Diploma Requirements

English	40 credits
Math	20 credits (Algebra required)
Science	20 credits
Social Studies	30 credits (must include world and US history, gov’t/econ)
Independent Living	20 credits
Electives	90 credits
Total	220 credits

Based on an analysis of last year’s achievement, the following school-wide goals guide the planning process. However, the data was impacted by distance learning and does not reflect normal performance on goals.

<u>Goal</u>	<u>2020-2021 Goal</u>	<u>2020-2021 Actual</u>	<u>2021-2022</u>
Attendance	92%	94.6%	92%
Dropout Rate	<5%	7.69%**	<5%
Graduation Rate	>95%	92.31%**	>95%
Unconditional Promotion Rate	>65%	52%	>65%
Retention Rate	<5%	0%	<5%
Expulsion Rate	<3%	0%	<3%
Other CDE Dashboard State Indicators			
Chronic Absenteeism	19%	18.62%***	18%

Suspension Rate	13%	0%***	13%
College/Career	NA	NA*	65%
English Learner Prog	NA	NA*	65%

*Percent as listed on the Dashboard. The most recent data posted on the Dashboard is 2019.

**This reflects one student who did not graduate. CALPADs data was used to determine the percentages

***Based on CALPADs data

Description of progress towards measurable student goals: In 2020-2021, Accelerated Achievement Academy did not meet some of its goals due in large part to the impact of distance learning. All data is based on CALPADs data since the dashboard is not posted for 2019-2020. The school showed slightly better attendance than the previous year. This is attributed to the two different ways students could be marked as attending during distance learning. The graduation rate reflects one student within this cohort that did not complete school and dropped out. The schools unconditional promotion rate is lower than normal due to the increased number of students who were unsuccessful on distance learning. No students were retained. There were no expulsions or suspensions during distance learning. The College/Career EL progress indicators have not been posted to the dashboard. The percent of students in grades 4-8 who were chronically absent remained virtually unchanged last year.

C. The Method by Which Pupil Progress in Meeting the Pupil Outcomes Was Measured (including performance level data for the CAASPP, CELDT, and the Physical Fitness Test) Note: This chart is a compilation of data found in Appendix items D, E, F, and G in conjunction with PowerSchool.

Student Outcomes	Standardized Test Benchmark	% Meeting Benchmark	Teacher Assessment Benchmark	% Meeting Benchmark
English: to use language to express individuality with precision and pride				
4/5-Lang. Arts 4/5 6-Lang. Arts 6 7-Lang. Arts 7 8-Lang. Arts 8	≥ Meeting Standard on CAASPP	17.1%	Grade of "DEV" or higher in class**	67.5%
9-English 9 10-English 10 11-English 11 12-English 12	≥ Level 4 on ELPAC (ELs only)	8%		
Mathematics: to demonstrate core mathematical skills necessary for a successful future				
4-Math 4 5-Math 5 6-Math 6 7-Math 7 8-Math 8 9-Intro to Integrated Math 10-Integrated Math I 11-Integrated Math II	≥ Meeting Standard on CAASPP	8.6%	Grade of "DEV" or higher in class	62.2%
Social Studies: to have a sense of self from a cultural and historical context				
4/5-History 4/5 6-Ancient Civilizations	NA	NA	Grade of "DEV" or higher in class	68.6%

7-Medieval 8-Early U.S. 10-Mod. World 11-Mod. U.S. 12-Gov/Econ				
Science: to demonstrate science knowledge essential in understanding the world				
4/5-Integrated Science 4/5 6-Integrated Sci 6 7-Integrated Sci 7 8-Integrated Sci 8 9-Earth Science 10-Biology	≥ Meeting Standard on CAST	3.7%	Grade of "DEV" or higher in class	62.8%
Career Technical Education: to develop career based skills				
11 Health Careers and Anatomy 12 Emergency Medical Response	NA	NA	Grade of "DEV" or "CR" or higher in class	90.9%
Independent Living: to develop skills related to healthy living, financial management, interpersonal relations, and job acquisition; explore career options; and identify post secondary educational options and financing.				
11/12 College/Career Seminar 12 Life Skills	NA	NA	Grade of "DEV" or "CR" or higher in class	83.3%
Foreign Language: to learn how to communicate in another language				
10 Introductory Spanish	NA	NA	Grade of "DEV" or higher in class	67.9%
Fitness: to make healthy choices for personal fitness from among competing demands				
7-8 Fitness 9 Fitness	≥ in HFZ 4 out of 6 categories on PFT (7s & 9s only)	NA	Grade of "DEV" in class	52.9%

** DEV means Developing. CR means Credit.

Description of how data was collected, analyzed and used to improve charter school program: Data was collected by way of the CAASPP and PowerSchool®. Teachers analyzed the data by looking at state test results in conjunction with student performance in their classes as well as STAR Reading and STAR math tests. Most teachers found that students performed as expected on the tests given distance learning.

Overall, Accelerated Achievement Academy students showed overall individual growth over their last available scores in 2019. 67% of students showed growth in ELA and 51% showed growth in math. However, it was clear that distance learning had a negative impact on their progress overall. The percentage of students who's scores dropped was higher than normal. The school continued the implementation of the Professional Learning Communities (PLC) aimed at continuous instructional improvement with CCSS that will result in increased student proficiency in ELA, mathematics, and NGSS.

D. Governance Structure of School Including, But Not Limited to, Parental Involvement

1. Role parents had in the governance and operation of the school (include data to document parental involvement): Parent participation in the governance and operation of the school takes two primary forms: participating informally by way of parent surveys, Showcase, Parent Advisory Meetings, and volunteering to chaperone school trips and

participating formally by serving on AAA's School Site Council or CAR's Board of Directors. Parent Advisory Meetings were not attended by any AAA parents and there were no school events for parents to attend. The School Site Council included two parent members and our Board of Directors included three parents of current or former AAA students. The other board members have children at Redwood Academy. However, distance learning required parents be more involved in their child's academic progress than ever before. Additionally, parents responded in higher numbers to the end of year survey with 51 parents responding representing approximately 75% of our student population. The surveys were distributed via email and text in the spring and utilized a Google form.

2. Description of the governance structure and how often each entity met: The Corporation, Charter Academy of the Redwoods, is a 501(3)(c) non-profit public benefit corporation and maintains adopted Corporate By-Laws filed with the Secretary of State in 1999. The By-Laws clearly define the role of Directors and Officers and distinguish between them and employee managers. The five-member Board of Directors fulfills the legally mandated duties for the Corporation and provides overall policy setting for both Redwood Academy and Accelerated Achievement Academy. At the annual organizational meeting, the Board elected Jay Joseph, who has one Redwood Academy student (formerly an AAA student) and one Redwood Academy graduate, as chairperson. Director Richard Muenzer, who has one former Accelerated Achievement Academy student and one Accelerated Achievement Academy graduate, was elected to serve as the corporation's clerk. The Board held seven meetings. All meetings were conducted according to the Brown Act with allowances provided in the Governor's executive order. The minutes are maintained in the corporate binder; agendas were posted at all Charter Academy school sites and on the Charter Academy webpage. UUSD Director of Alternative Education, Scott Paulin, also received agendas prior to the meeting and minutes following each meeting. Agendas and minutes are posted on the corporate web page. The School Site Council, an entity that governs at the school site level, includes parent members and met three times, once in September 2020, once in December 2020, and once in February 2021. In total, the elected Council is comprised of the school's Principal, two certificated staff members, one classified staff member, two parent members, and two student members. All School Site Council meetings focused on the school improvement cycle, which included looking at AAA's assessment data and revising and approving the Title I Parent Involvement Policy and the SPSA. It also reviews and provides feedback on the WASC action plan, the LCAP and Federal Addendum and any other plans required of the school. In addition, Accelerated Achievement Academy operates in keeping with a Memorandum of Understanding that is current and comprehensive. Staff maintained a document to monitor deadlines and adhere to each provision of the MOU. It is also integral to promoting communication with the district personnel in charge of oversight and the evaluation of the educational program in keeping with the matrix.

3. Report on annual board training: Two hours of board training were conducted during the 2020-21 school year. The first hour of training in January was a review of previous training topics related to LCAP, LCFF, CAASPP, WASC, federal fund planning, fiscal cycle, budget process, and board duties/policies. Another half hour of training presented by CAR's Co-Executive Directors, Elna Gordon and Selah Sawyer, in May focused on AB 1505 and AB 86. And the final half hour of training at the June 8th meeting was conducted by Elna Gordon and Jim Switzer and focused on current school funding sources.

4. Summary of major decisions/policies established by the charter school board during the year: Key decisions and policies made during 2020-21 include--
Governance

Approve annual report

10/13/20

Elect Board directors	12/8/20
Elect Board chairperson and clerk	12/8/20
Approve board meeting dates	12/8/20
Approve School Accountability Report Card	1/19/21
Participate in training	1/19/21; 5/4/21; 6/8/21
Approve Revisions to Board Policy 104	6/8/21

Business

Approve and revise budgets/estimated actuals	12/8/20; 3/9/21; 6/8/21
Approve unaudited actuals	9/8/20; 10/13/20
Approve projected ADA for 2020-2021	10/13/20
Approve 1 st Interim Report 2 nd Interim Report	12/8/20; 3/9/21
Accept the audit report from Robertson, Cahill, and Associates	1/19/21
Approve Written Description of Internal Fiscal Management System and Calendar for Fiscal Services	5/4/21
Approve Educational Protection Account Expenditures	6/8/21

Educational

Approve Learning Continuity and Attendance Plan	9/8/20
Approve Single Plan for Student Achievement	3/9/21
Approve Covid-19 Prevention Plan/Reopening Plan	3/9/21
Approve Redwood Academy's WASC Mid-term Progress Report	5/4/21
Approve Extended Learning Opportunity Grant Plan	5/4/21
Approve Local Control and Accountability Plan	6/8/21, 6/29/21

Personnel

Approve changes to the salary schedule	8/31/20, 5/4/21, 6/29/21
--	--------------------------

5. Summary data from the annual student/parent satisfaction survey: The parent satisfaction survey was administered to parents in April in both English and Spanish. There was an increase in the number of parents who responded. Of the 51 responses representing more than 51 students due to siblings, the survey showed a generally higher level of satisfaction with the educational program and feelings of safety for their child while at school. Despite a difficult year of distance learning, parents were very satisfied with the program provided, the support given and the measure taken to keep students safe.

Do you feel your child was successful at school this year?	Yes	No
	89.4%	10.6%
Do you feel help is available to your child so they may be successful at school?	Yes	No
	93.6%	6.4%
Does your child seem happy at Accelerated?	Yes	No
	98%	2%
Do you feel that you can talk to staff at Accelerated about your child's needs?	Yes	No
	100%	0%
Does your child feel that they can talk to staff if they have a concern or question?	Yes	No
	100%	0%
As much as possible, do you feel that while at school your child is safe?	Yes	No
	98%	2%

Have you used PowerSchool to monitor your child's grades and work completion?	Yes 66.7%	No 33.3%
Would you recommend Accelerated to another family?	Yes 98%	No 2%
Are you using <i>Power School</i> to monitor your child's grades and work completion?	Yes 77%	No 23%
Would you recommend A+ to another family?	Yes 94%	No 6%

E. Qualifications to be Met by Individuals to be Employed by The School

1. Key staff positions and qualifications required: The school office was staffed by a principal, office manager, and academic services coordinator, with support from the chief fiscal officer, coordinator of technology, and clerks. Credentialed staff provides all core and some support classes. An instructional assistant supports study time classes. Teachers and principal are credentialed and hired based on a published flier and application that emphasizes appreciation of adolescents, expertise in subject matter, and pioneering spirit. All teachers assigned to teach core subject matter areas hold teaching credentials issued by the California Commission on Teacher Credentialing. The school employs teachers with subject matter authorization in every subject taught. The school did not hire any certificated staff during the 2020-2021 school year. Instructional Assistants and other classified staff are also hired based on an application process. Those classified staff serving in a position that provides instructional support must also meet NCLB requirements that require a minimum of two-years of post-secondary education or the successful completion of a local academic assessment.

2. Number of certificated and classified staff members: In 2020-2021, Accelerated Achievement Academy employed 12 classified staff members and 15 certificated staff members. Nine of the classified staff members and 10 of the certificated staff members had assigned duties at Redwood Academy as well.

3. Process used to monitor credential expiration dates: The district is notified whenever personnel are hired or leave during the school year by way of a monthly employment report that tracks all changes in employment as well as credential and tuberculosis test expiration dates. This monthly report is monitored by the principal to ensure that teaching credentials are kept current.

F. Health and Safety Procedures

1. Process used to attain criminal record summary for new employees: Every new employee is fingerprinted with the school as the receiver of the criminal record summaries. In 2020-2021, no new employee had a disqualifying event.

2. Process used to monitor employee TB clearance and expiration dates: TB clearance and expiration dates are monitored by the chief fiscal officer by way of an excel spreadsheet. In addition, the district is notified whenever personnel are hired or leave during the school year by way of a monthly employment report that tracks all changes in employment as well as credential and tuberculosis test expiration dates. This monthly report is monitored by the

principal who works in conjunction with the chief financial officer to ensure that TB tests are kept current.

3. Description of health and safety procedures followed:

- **Seismic safety:** The School Safety Site Plan is maintained by Charter Academy of the Redwood's chief fiscal officer to comply with FEMA and OSHA recommendations. These policies are maintained in consultation with the school's insurance carriers and includes responses to natural disasters and emergencies including fire, flood, earthquake, dirty bombs and toxic spills, siege, explosions, airplane disasters, and serious personal injuries. Specific precautions taken to ensure seismic safety include monthly safety inspections and mitigation procedures for ensuring safety of students and staff. These are performed by the maintenance department and overseen by the Chief Financial Officer. These procedures include ensuring that all exits are free from obstruction, that all exits are well marked and evacuation maps are in place, and that all heavy furniture such as bookcases and file cabinets are well-secured by straps to the wall.
- **Natural disasters and emergencies:** Charter Academy of the Redwood's Guide to School Safety Procedures are maintained by CAR's chief fiscal officer and reviewed by staff at the beginning of each year. The guide includes procedures for what to do in the event of an assault or fight, bomb threat, earthquake, fire, hostage taking, intruder, serious injury or death both at and outside of school, and weapons possession. Normally grades 4-6 would have monthly evacuation drills and grades 7-12 would have four evacuation drills during the year with a review of what behavior was expected and a review of the posted evacuation routes. However, during distance learning drills were not held.
- **Immunizations, health screenings, administration of medications:** For those who need medication dispensed, Charter Academy of the Redwoods Corporate policy is followed which requires written authorization by the health care provider and a log of the time medication was given and by whom. All medications were locked up in a cabinet in the business office. CAR also adheres to the provisions of Education Code Sections 49450-49456 with regard to physical exams of students in school. However, students did not participate in the regular screenings due to distance learning. Normally, students in grades 5, 8 and 10 as well as any students new to American schools participate in vision screening. Students in grades 5, 8 and 10 also participated in hearing screening. Finally, CAR requires all enrolling students to provide documentation of immunization in accordance with the law, including immunizations for polio, diphtheria, tetanus, pertussis, measles, mumps, rubella, hepatitis B, and varicella. The immunization policy honors permanent medical exemptions for all students and personal belief exemptions filed before January 1, 2016 for all students except for those entering grade seven. Records of student immunizations were maintained in a separate health file for each student.
- **Tolerance for use of drugs and/or tobacco:** Accelerated Achievement Academy maintains a drug and alcohol and smoke free environment.
- **Staff training on emergency and first aid response:** All staff received access to blood-borne pathogen immunizations and training as well as training in emergency response, sexual harassment, mandated-reporting requirements, CPR, and fire extinguisher use. Two staff members have completed training to be able to provide training to students through the Community Emergency Teen Response (CERT) program and are qualified to train staff in CPR and First Aid.

- **Suicide Prevention:** CAR recognizes that suicide is a major cause of death among youth and should be taken seriously. In order to attempt to reduce suicidal behavior and its impact on students and families, CAR has developed strategies for prevention, intervention, and postvention. CAR involved mental health professionals and community organizations in planning, implementing, and evaluating CAR's strategies for suicide prevention, intervention, and postvention. As appropriate, these strategies specifically address the needs of students who are at higher risk of suicide, including, but not limited to, students bereaved by suicide; students with disabilities, with mental health issues, or substance use disorders; students experiencing homelessness or who are in foster care; lesbian, gay, bisexual, transgender, or questioning youth. CAR's policy shall be reviewed by the Board and updated as necessary annually. As part of CAR's suicide prevention strategies, all staff complete suicide prevention training through LivingWorks, prior to the start of 2020-2021 school year.

4. Description of any revisions to the charter school board adopted health and safety policies: During 2020-2021, CAR did not revise the health and safety policy. CAR initially adopted board policy, BP 506, outlining our health and safety procedures in 2011 and added policy specific to suicide prevention in 2018. In 2019 CAR revised the suicide prevention policy to address all components of AB 2246. (Appendix G).

5. Description of suitability of facility in terms of educational utility: Accelerated Achievement Academy maintained classrooms and office facility at 1031 N. State St., shared classrooms with Redwood Academy, and used the Home Arts and Flower Building on the fairgrounds for classes. Occupancy was well within established limits. Sufficient restrooms were provided and exits were adequate for traffic control. Temperature was easily controllable. All buildings suitably housed the variety of educational programs, technology, and administrative support needed. The Junior Building and Home Arts Buildings were used for lunch and school activities. Carl Purdy Hall and the Fine Arts Building were rented for special occasions such as Honors Assembly and the Promotion/ Graduation Ceremony to accommodate the size of the audience.

G. Means to Achieve a Racial and Ethnic Balance Reflective of Authorizing School District

1. Specific practices/policies used to attract a diverse applicant pool/enrollment: Accelerated Achievement Academy adheres to the goal of enrolling students who are representative of the adolescent population of the district. From participation at orientation, it was clear that word-of-mouth continued to be the school's most effective means of outreach. The majority of outreach was done by current students and their families; this generated a large percentage of inquiries from parents who had heard about the school from a current or former student. However, the school does advertise in a variety of publications including Mendo Lake Family Life Magazine, the Ukiah Daily Journal, the city Recreational Guide, Al Punto, direct mailers and on MTA buses. Over the summer the school participated in Sunday's in the Park, the 4th of July Picnic, and the Kids Triathlon. In an effort to achieve a racial and ethnic balance reflective of the school district, Accelerated Achievement Academy provided Spanish-language orientations and registration materials. Spanish language services were provided to prospective parents by phone and in person; orientation and orientation hand-outs were provided in Spanish. These practices have resulted in a diverse population reflective of Ukiah Unified and the area at large.

2. Data to document improvement in racial/ethnic balance: AAA saw a decrease of approximately 2% in the white population over the previous year. The Hispanic population increased by about 2%. There was an increase of less than 1% in those not reported. All other populations remained unchanged. The changes reflect increase and decreases throughout the grades with no discernable pattern. (Appendix A)

3. Table summary of charter school ethnic balance compared to the district reported in percentages for the prior school year:

	Black or African American	American Indian or Alaska Native	Asian	Filipino	Hispanic or Latino	Native Hawaiian or Pacific Islander	White	Two or More Races	Not Reported
Accelerated Achievement Academy	0%	4.2%	<1%	0%	50.7%	0%	35.4%	7.6%	2.1%
School District	<1%	5.1%	<1%	<1%	53.3%	0%	35%	4.0%	<1%

H. Admissions Requirements

1. Admission requirements and any preferences used: The staff remains strongly committed to providing an educational opportunity consistent with the mission to every student-family who chose to enroll. All grade 4-12 students in the state of California are eligible to attend Accelerated Achievement Academy. In conformity with the requirements of Education Code section 47605, subdivision (d)(2)(B), admission preference “shall be extended to pupils currently attending the charter school and pupils who reside in the district.”

2. Admissions and enrollment process and timeline used, as well as procedures for public random drawings, if necessary: The annual registration process includes allowing continuing students who wish to return to notify the school of that intent in early February. After that, the enrollment process for all new students begins. Windows are established for enrollment purposes. Last year, there were seven pre-school enrollment windows. The school closes classes to further enrollment at any point in which classes are determined to be full. The petitioners include information regarding enrollment procedures on the registration card and provide contact information through outreach activities such as advertisements and community bulletin boards. If more students choose to apply in any enrollment window than can be admitted, the following admission processes will be followed:

- In the event that the number of students who wish to attend the school exceeds the school’s capacity, a lottery system with a Table of Random Numbers is used to publicly determine those selected to attend after accommodating continuing CAR students.
- In conformity with the requirements of Education Code section 47605, subdivision (d)(2)(B), admission preference “shall be extended to pupils currently attending the charter school and pupils who reside in the district.”

Seven sessions of a pre-school orientation meeting with students and their parents helped informed new families about expectations and requirements prior to the opening of the school year. All of the sessions were conducted with a Spanish speaker and all had Spanish language handouts available to accompany the presentation.

3. Number of students enrolled in each grade:

Grade	4	5	6	7	8	9	10	11	12
Number of Students	7	12	24	16	24	24	14	10	13

4. Number of students on a waiting list for each grade: Accelerated Achievement Academy did not have any students remain on the waiting list in the 2020-2021 school year.

5. Number of students leaving the Charter School by grade level: After CBEDS, over the remainder of 2020-2021 school year, saw the departure of one 6th grade students, one 7th grade student, two 8th grade students, and two 12th grade student. Of those who left, one transferred to Pomolita, one transferred to UISA, one transferred out of the area, one transferred to other charter schools or homeschooling, and two dropped out.

I. Financial Audit

1. Procedure used to select and retain independent auditor: The Charter Academy of the Redwoods Treasurer will cause an annual financial audit of the charter school to be conducted by an independent auditor approved by the Board of Directors. In 2020-2021, The Board maintained its contract with the firm of Robertson and Associates, CPAs, to conduct the annual independent corporate audit.

2. Qualifications required of the independent auditor: The independent auditor must employ Generally Accepted Accounting Principles (GAAP), be familiar with California charter school law, and be experienced with educational finance.

3. The manner in which the audit was conducted: Audits are conducted according to standards applicable to governmental agencies and the state’s audit guide standards applicable to charter schools. Audit reports will be completed and available for review at the school and submitted to the charter-authorizing agency Board of Trustees by the auditor. All financial records have been kept on the system supported by Mendocino County Office of Education including use of the Standardized Account Code Structure with attendance records kept by the school staff. The Academy has been able to use its own equipment to keep the financial records and used PowerSchool® for attendance records.

4. Scope and timing of the audit, as well as required distribution of completed audit: The audit visit for 2020-2021 was conducted in July. The audit report is provided as soon as possible in keeping with the December 15th deadline to all mandated recipients including the Corporate Governing Board, the Governing Board of the charter-granting agency, Mendocino County Office of Education, and the state Controller’s Office.

5. Process used for resolving audit exceptions and deficiencies to the satisfaction of the authorizing school district: The CAR Treasurer recognizes the need to ensure that any audit exceptions or deficiencies will be resolved as determined by state law and this charter and will ensure adherence to the charter-granting agency’s expectations for timely compliance. Procedures and/or processes that caused the exceptions and/or deficiencies will be modified by CAR to meet the auditor’s specifications and such modifications will be sent to the charter-authorizing agency’s Board of Trustees within six months of the auditor’s report. Charter Academy of the Redwoods did not have any audit exceptions or findings for the audit report approved by the Board of Directors in the 2020-2021 school year.

J. Pupil Suspension and Expulsion

1. Summary of process used to suspend or expel a student: Accelerated Achievement Academy maintained a multi-step discipline program. The disciplinary process generally begins with a student being sent outside for a brief time-out and focus on the behavioral issue. Students committing an infraction that warranted a longer removal from class and a note in their behavior log were sent to the office for 10 minutes and spoke to office staff about their conduct. Students committing an infraction that warranted removal for the period were removed from class for the remainder of the period and received detention. In some cases, those students may be suspended for the balance of the day. Beyond that students could be suspended for a complete day, in which case they were placed on Behavior Probation and denied privileges for the required time. Infractions were logged in PowerSchool®. Students who committed a serious infraction of the Discipline Code were considered for expulsion. In the event of a potential expulsion, a Hearing Panel was convened comprised of three staff members who rotated the responsibility with the principal present to provide continuity. The Panel was charged with providing due process, finding the truth of the situation, identifying the student's needs, and balancing that with the school and student body's needs, school policy, and applicable law. Parents were informed of the hearing in advance and encouraged to participate which in all cases they did. The charter-granting agency was also informed of the outcome when the student was expelled. The staff provided information about expulsions to the UUSD administrative consultant. In the event that a Special Education student does commit a serious infraction that warrants consideration for expulsion, a manifestation determination conducted by resource staff would take place to determine whether or not a Hearing Panel should be convened.

2. Number of suspensions: 0

3. Number of expulsions: 0

K. Staff Retirement Systems

1. Certificated: CalSTRS

2. Classified: CalPERS

L. Attendance Alternatives

1. Process used to inform students of their rights to attend other schools or pursue an inter-district transfer: Attendance at Accelerated Achievement Academy is entirely voluntary on the part of the students who enroll. Students who opt not to attend the charter school may attend other schools in the district in which the charter school is located or may pursue an inter-district transfer in accordance with existing enrollment and transfer policies of their district or county of residence. AAA also recognizes that the student has no right to admission in a particular school of any local education agency as a consequence of enrollment in the charter school, except to the extent that such a right is extended by the local education agency. Accelerated Achievement Academy students and their families are informed of all this by way of the Student~Family Handbook.

M. Description of Employee Rights

1. Employee benefits and compensation: Full-time employees of Charter Academy of the Redwoods receive medical/dental/vision benefits and retirement benefits. Part-time employees who work over 50% are eligible for medical benefits through a cost-sharing plan, though benefits may be waived. A full-time employee may earn 80 hours of Sick Leave per fiscal year and may accumulate the unused balance of sick leave. Part-time classified employees may earn 24 hours of sick leave per fiscal year, and part-time certificated or exempt employees earn sick leave on a pro-rated basis. In 2020-2021, Corporate Management salaries ranged from \$63,285 to \$85,772. Classified Coordinator salaries ranged from \$44,553 to \$61,960. CAR also compensated other classified staff at hourly rates that ranged from \$17.74 to \$26.39. Certificated salaries ranged from \$44,638 to \$73,402, and part-time hourly certificated staff were compensated at an hourly rate of \$29.40.

2. Employee rights, including tenure: Charter Academy of the Redwoods is an at-will employer. CAR employees do not have any rights of return to UUSD.

N. Dispute Resolution Process To resolve internal disputes, AAA maintains a Uniform Complaint Procedure that is provided to the district each August. As outlined in the Charter Petition, external disputes between AAA and UUSD shall be resolved pursuant to the dispute resolution language contained in the MOU.

1. Number of dispute resolutions during the year:

- Internal: 0
- External: 0

2. Number of claims or lawsuits and any disposition of such claims or lawsuits: 0

O. Labor Relations

1. Charter Academy of the Redwoods is the exclusive public school employer for Educational Employment Relations Act purposes.

P. Closure of Charter School

1. Outline of the process to be used if the charter school closes: The Board of Directors has a procedure for closing the school outlined below. The procedure was adopted when the charter was renewed and it is not expected to be used. It provides for the allocation of all assets by the Board.

In the event AAA closes, CAR will document and affect its closure by official action of the Board of Directors of Charter Academy of the Redwoods whose responsibility is to make such a decision at a publicly noticed meeting. The agenda item will include the reason for the school's closure, the anticipated date of the closure, and the name of the person responsible for closure-related activities. Notice shall be provided to the District at least three days in advance of a closure issue being presented to CAR's Board. AAA will provide written notice to the charter-authorizing agency, the county office of education, the retirement systems in which the school's employees participate, the California Department of Education, and AAA students and parents of the official action and the effective date of the school closure; notice will be provided within seven days of the Board's decision. This notice will also include the name(s) and contact information for the person(s) to whom reasonable inquiries may be made regarding the closure, the pupils' school districts of residence, and the manner in which parent/guardians may obtain

copies of pupil records, including specific information on completed courses and credits that meet graduation requirements.

The Board will ensure that the notification to the parent/guardians and students of AAA of the closure provides information to assist parents and students in locating suitable alternative educational programs. This notice will be provided promptly following the Board's decision to close the school. The Board will also develop a list of students in each grade level and the classes they have completed, together with information on the pupil's districts of residence, which they will provide to the entity responsible for closure-related activities.

The school will complete and file any annual reports required pursuant to Education Code section 47604.33

Given that a non-profit corporation operates the school, should the corporation dissolve with the closure of the school, the Board will follow the procedures set forth in the California Corporations Code for the dissolution of a non-profit public benefit corporation and file all necessary filings with the appropriate state and federal agencies.

AAA will utilize the reserve fund to undertake any expenses associated with the closure procedures identified in this section.

2. Process to include a final audit of the charter school: The CAR Treasurer will prepare final AAA financial records and will commission an independent audit by a qualified Certified Public Accountant paid for by AAA to determine the disposition of all assets and liabilities of AAA. The final audit will include an accounting of all financial assets, including cash and accounts receivable and an inventory of property, equipment, and other items of material value, an accounting of the liabilities, including accounts payable and any reduction in apportionments as a result of audit findings or other investigations, loans, and unpaid staff compensation, and an assessment of the disposition of any restricted funds received by or due to AAA. The results of the audit will be forwarded to the charter-authorizing agency upon completion.

3. Specific plans for disposition of all net assets and liabilities, as well as for the maintenance and transfer of pupil records: In the event of the school's closure, all assets of the school, including but not limited to all leaseholds, personal property, intellectual property, and all accrued ADA apportionments and other revenue generated by students attending AAA will remain the sole property of CAR subject to all audited and verifiable claims documented in the final audit as provided herein. In the event that the charter school is dissolved, all such property will be distributed as CAR will determine in accordance with state statutes governing nonprofit public benefit entities and with priority that such assets be distributed first to other CAR schools and then to other public schools as determined by the Board as potential beneficiaries of public assets including the potential for residual assets of the school to accrue to the benefit of UUSD. In the case of the dissolution of CAR, any funds remaining after completion of a final audit will be dispersed by the final action of the CAR board to legally eligible public agencies. Any assets acquired from the district or district property will be promptly returned upon school closure to the district. The distribution shall include return of any grant funds and restricted categorical funds to their source in accordance with the terms of the grant or state and federal law, as appropriate, which may include submission of final expenditure reports for entitlement grants and the filing of any required Final Expenditure Reports and Final Performance Reports, as well as the return of any donated materials and property in accordance with any conditions established when the donation of such materials or property was accepted.

In the event of the school's closure, the school shall remain solely responsible for all liabilities arising from the operation of the school.

As applicable and consistent with statute, AAA will provide parents, students, and/or the charter-authorizing agency or subsequently selected school(s) with all appropriate student records and will otherwise assist students in transferring to their next school(s). All transfers of student records will be made in compliance with the Family Educational Rights and Privacy Act (FERPA) 20 U.S.C. §1232g. The school will ask the district to store original records of AAA students. If the district will not or cannot store the records, the school will work with the county office of education to determine a suitable alternative location for storage. All state assessment results, special education records, and personnel records will be transferred to and maintained by the entity responsible for closure-related activities in accordance with applicable law.

APPENDIX

Document

2020-2021 School Enrollment by Ethnicity	A
2018-19 School Dashboard Report	B
2018-19 ELPAC Summary Report	C
2018-19 CAST Results Report	D
2018-19 PFT Summary Report	E
2018-19 CAASPP Results Report	F
Board Policy 506	G

Note: In the electronic version of this document, appendix items are in separate documents to accommodate downloading these large files.

Amie's Schedule
2021-2022

	Monday	Tuesday	Wednesday (7:30-8:00) Gate at Home/arts or crossing guard , maintenance	Thursday	Friday
7:30-8:00					
8:00-10:00			maintenance		
10:00-10:15	RA Break	RA Break	RA Break	RA Break	RA Break
10:20-11:05	Lunch Set up	Lunch Set up	Lunch Set up	Lunch Set up	Lunch Set up
11:05-11:35	Personal Lunch Doing ensuring+ Lunch Duty	Personal Lunch Doing ensuring+ Lunch Duty	Personal Lunch Doing ensuring+ Lunch Duty	Personal Lunch Doing ensuring+ Lunch Duty	Personal Lunch Doing ensuring+ Lunch Duty
11:35-12:20					
12:20-1:45	RA 11s Guided Study	RA 11s Guided Study	Personal Break (12:20-12:30) Maintenance (12:30-1:15)	RA 11s Guided Study	
1:45-1:55	Personal Break	Personal Break		Personal Break	Personal Break
2:00-2:15	4-6 Recess	4-6 Recess		4-6 Recess	4-6 Recess
2:15-3:25	6s Tutorial	6s Tutorial		6s Tutorial	6s Tutorial
3:25-3:35	4-6 Dismissal	4-6 Dismissal		4-6 Dismissal	4-6 Dismissal
3:35-3:45		Personal Break RA Mandatory Tutorial		Personal Break RA Mandatory Tutorial	
3:45-4:20					
total	5.08	6.83	5.75	6.83	5.08
Aide time (lower pay rate	2.50	3.67	5.75	3.67	3.92
Sr inst assistant	2.58	3.17	0.00	3.17	1.17
Total hours non- meeting weeks	29.58				29.58



Home About **Assessments** ▼ Additional Resources News Releases Contact

Science

California Science Test (CAST)

View Test Results Search / Compare Results Understanding Results Performance Charts Research Files

[< Back to Test Results at a Glance](#)

[Print Test Results](#) | [Get Research Files](#)

Detailed Test Results for: School: Accelerated Achievement Academy

CDS Code: 23-65615-2330454 | County: Mendocino | District: Accelerated Achievement Academy

Report Options

Year: Student Group: School Type:

Apply Selections

PLEASE NOTE: Caution should be used in interpreting overall achievement level percentages for a school or district. The proportion of students in each grade can cause variation in the meaning of the achievement level percentages. The achievement level percentages in one grade from one school or district may be compared with the achievement level percentages in that same grade from another school or district.

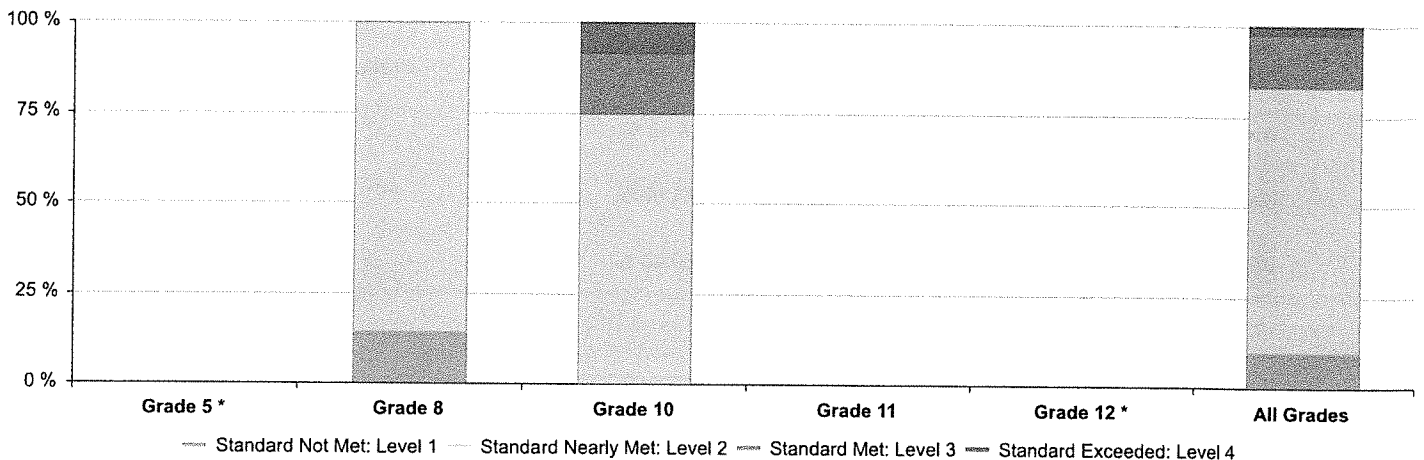
To learn more about the results displayed below, please visit the [Understanding Results](#) page.

2018-19 Detailed Test Results Results for All Students

SCIENCE

▼ Data Detail - All Students (accessible data)

Achievement Level Distribution







In order to protect student privacy, an asterisk (*) will be displayed instead of a number on test results where 10 or fewer students had tested.

'N/A' will be displayed instead of a number on test results where no data is found for the specific report.

Science Achievement Level Descriptors

Overall Achievement

Achievement Level	Grade 5	Grade 8	Grade 10	Grade 11	Grade 12	All Grades
# of Students Enrolled ^(E)	7	14	12	N/A	11	44
# of Students Tested ^(E)	6	14	12	N/A	10	42
# of Students with Scores ^(E)	6	14	12	N/A	10	42
Mean Scale Score	*	392.0	606.2	N/A	*	N/A
 Standard Exceeded: Level 4 ^(E)	*	0.00 %	8.33 %	N/A	*	2.38 %
 Standard Met: Level 3 ^(E)	*	0.00 %	16.67 %	N/A	*	14.29 %
 Standard Nearly Met: Level 2 ^(E)	*	85.71 %	75.00 %	N/A	*	73.81 %
 Standard Not Met: Level 1 ^(E)	*	14.29 %	0.00 %	N/A	*	9.52 %

Science Scale Score Ranges

Domains

Domain Descriptors provide a more detailed look at students' performance on the overall assessment. The results in these key areas for each subject are reported using the following three indicators: below standard, near standard, and above standard. The sum of the domain level percentages may not add to 100% due to rounding.

LIFE SCIENCES: Focusing on structures and processes in living things, ecosystems, heredity and biological evolution

Area Performance Level	Grade 5	Grade 8	Grade 10	Grade 11	Grade 12	All Grades
Above Standard ^(E)	*	0.00 %	25.00 %	N/A	*	9.52 %
Near Standard ^(E)	*	57.14 %	58.33 %	N/A	*	54.76 %
Below Standard ^(E)	*	42.86 %	16.67 %	N/A	*	35.71 %

PHYSICAL SCIENCES: Focusing on matter and its interactions, motion and stability, energy, and waves and their applications

Area Performance Level	Grade 5	Grade 8	Grade 10	Grade 11	Grade 12	All Grades
Above Standard ^(E)	*	0.00 %	8.33 %	N/A	*	4.76 %
Near Standard ^(E)	*	42.86 %	41.67 %	N/A	*	45.24 %
Below Standard ^(E)	*	57.14 %	50.00 %	N/A	*	50.00 %

EARTH AND SPACE SCIENCES: Focusing on Earth's place in the universe, Earth's systems, and Earth and human activity

Area Performance Level	Grade 5	Grade 8	Grade 10	Grade 11	Grade 12	All Grades
Above Standard ⁽³⁾	*	7.14 %	8.33 %	N/A	*	4.76 %
Near Standard ⁽³⁾	*	35.71 %	83.33 %	N/A	*	59.52 %
Below Standard ⁽³⁾	*	57.14 %	8.33 %	N/A	*	35.71 %

Science Area Achievement Level Descriptors



California Department of
EDUCATION



[CDE Home](#) » [DataQuest](#) » [Report Results](#)

Physical Fitness Test

Report: --- Select another report here ---

California Department of Education
Statewide Assessment Division
Prepared: 10/7/2020 1:08:20 PM

State: [California](#)
County: [Mendocino](#)
District: [Accelerated Achievement Academy](#)
School: Accelerated Achievement Academy

2018-19 California Physical Fitness Report Overall - Meeting Healthy Fitness Zone¹ Summary of Results Accelerated Achievement Academy

Additional information can be found at the California Department of Education [Physical Fitness Test Web page](#).

Number of Physical Fitness Areas Meeting the Healthy Fitness Zone	Number in Grade 5	Percent in Grade 5	Cumulative Percent in Grade 5 ³	Number in Grade 7	Percent in Grade 7	Cumulative Percent in Grade 7 ³	Number in Grade 9	Percent in Grade 9	Cumulative Percent in Grade 9 ³
6 of 6 fitness standards	0	**	**	1	4.3	4.3	0	0.0	0.0
5 of 6 fitness standards	1	**	**	1	4.3	8.6	1	8.3	8.3
4 of 6 fitness standards	1	**	**	2	8.7	17.3	4	33.3	41.6
3 of 6 fitness standards	0	**	**	6	26.1	43.4	1	8.3	49.9
2 of 6 fitness standards	2	**	**	6	26.1	69.5	3	25.0	74.9
1 of 6 fitness standards	2	**	**	5	21.7	91.2	2	16.7	91.6
0 of 6 fitness standards	0	**	**	2	8.7	99.9	1	8.3	99.9
Total tested ²	6	**	N/A	23	100.0	N/A	12	100.0	N/A

¹ Healthy Fitness Zone is a registered trademark of The Cooper Institute

² Includes partially tested students

³ Column percents may not add up to 100 percent due to rounding

** To protect confidentiality scores are not shown when the number of students tested is 10 or less

N/A Not applicable

The PFT is based on the FITNESSGRAM/ACTIVITYGRAM software, owned by the Cooper Institute, Dallas, TX, and

published by Human Kinetics, Champaign, IL. The PFT is created and copyrighted by the California Department of Education (CDE) under a license agreement with Human Kinetics. The FITNESSGRAM is a registered trademark of The Cooper Institute.

The PFT performance standards are available on the [CDE FITNESSGRAM: Healthy Fitness Zone Charts Web page](#). Information about the FITNESSGRAM is available on the [Human Kinetics Web site](#) (Outside Source).

Questions: High School and Physical Fitness Assessment Office | pft@cde.ca.gov | 916-445-9449

California Department of Education

1430 N Street

Sacramento, CA 95814

Web Policy

Test Results at a Glance

Type a School, District, County, ZIP, CDS Code

School: Accelerated Achievement Academy

CDS Code: 23-85615-2330454 | County: Mendocino | District: Accelerated Achievement Academy


Report Options

Year: 2018-19 | Grade: All Grades | Student Group: All Students (Default) | School Type: All Schools

[Apply Filters](#) [Clear Filters](#)

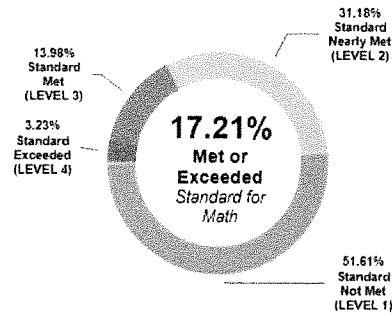
ELA

Percent of students within each achievement level



Mathematics

Percent of students within each achievement level



[VIEW DETAILED TEST RESULTS](#)

[ADD TO COMPARE](#)

Add this test result to comparison and find other results to compare it to.

[SCHOOL-DISTRICT-STATE COMPARISON](#)

Search for a school to compare its results to the district and state.

[CHANGE OVER TIME](#)

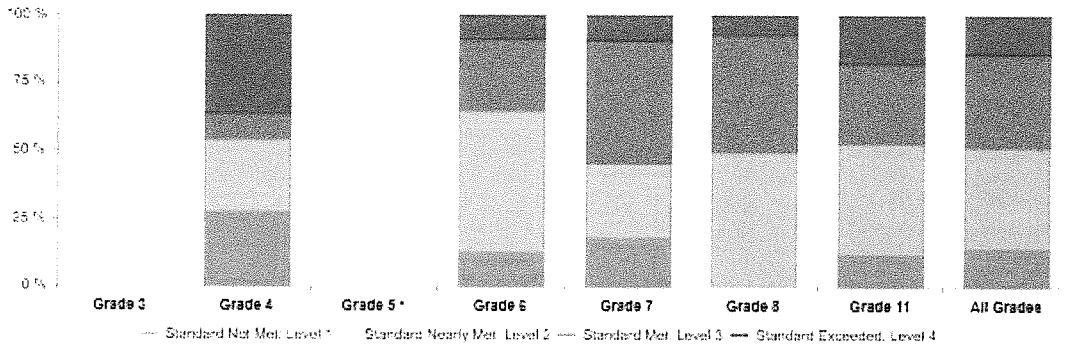
View how a group/cohort of students has progressed.

[RESEARCH FILES](#)

Get files for complex analyses and customized reporting.

ENGLISH LANGUAGE ARTS/LITERACY

Achievement Level Distribution



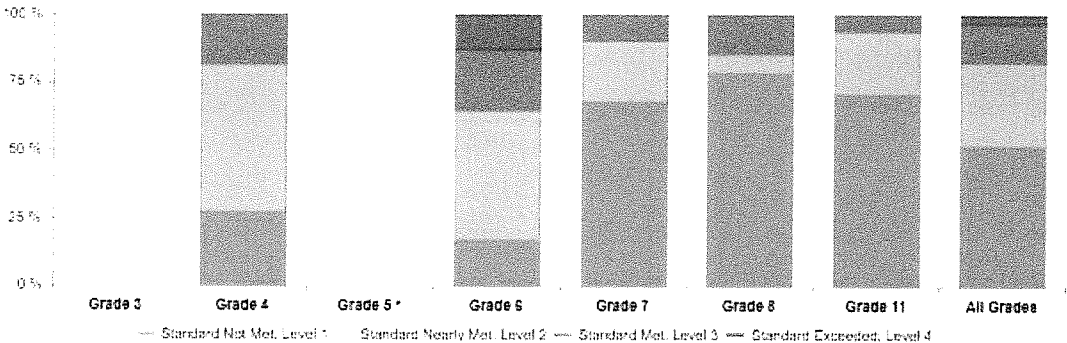
In order to protect student privacy, an asterisk (*) will be displayed instead of a number on test results where 10 or fewer students had tested. "N/A" will be displayed instead of a number on test results where no data is found for the specific report.

[English Language Arts/Literacy Achievement Level Descriptors](#)

[Data Detail - All Students \(accessible data\)](#)

MATHEMATICS

Achievement Level Distribution



506 Health and Safety *rev. 1/26/16, 1/24/17, 10/17/17, 10/16/18, 5/5/20*

506.1 Charter Academy of the Redwoods implements a comprehensive set of health, safety, and risk management policies. An onsite designee shall oversee proper reporting procedures for all safety issues, injuries or other health and safety related occurrences in a manner consistent with the Family Education Rights and Privacy Act (FERPA). Information about health and safety matters will be provided to each employee upon hire.

1. **Procedures for Background Checks:** In keeping with BP 401.15, CAR will comply with the provisions of Education Code Section 44237 and 45125.1 regarding the fingerprinting and background clearance of employees, contractors and volunteers prior to employment, volunteering, or contract services, or any unsupervised contact with pupils of Charter Academy of the Redwoods. Each employee of the school will be fingerprinted and furnish the school with a criminal record summary; each volunteer in the classroom and each volunteer who accompanies students on overnight field trips, or field trips more than 150 miles from the school, will be fingerprinted and furnish CAR with a criminal record summary. The administrator or designee shall monitor compliance with this policy and report any exceptions to the President and UUSD.
2. **Role of Staff as Mandated Child Abuse Reporters:** All classified and certificated staff will be mandated child abuse reporters and will follow all applicable reporting laws, following the same policies and procedures used by the UUSD.
3. **Tuberculosis Testing:** CAR will follow the requirement of Education Code Section 49406 in requiring evidence of current tuberculosis clearance for all employees prior to beginning employment. The administrator or designee shall monitor compliance with this policy and report any exceptions to the President and UUSD.
4. **Immunizations:** CAR will adhere to all legally required immunization laws or entering students pursuant to Health and Safety Code Section 120325-120375 and Title 17, California Code of Regulations Section 6000-6075. CAR requires all enrolling students to provide documentation of immunization in accord with the law, including immunizations for polio, diphtheria, tetanus, pertussis, measles, mumps, rubella, hepatitis B, and varicella, as described in the Department of Health Services Document IMM-231. The immunization policy honors permanent medical exemptions for all students and personal belief exemptions filed before January 1, 2016 for all students except for those entering grade seven. Records of student immunizations are maintained in a separate health file for each student.
5. **Medication in School:** CAR will adhere to the provisions of Education Code Section 49423 regarding the administration of medication in school. Any student requiring the administration of medication in school has on file written statements from both the child's health care provider and from the parent/guardian regarding the details of the medication. These statements are renewed annually. The unlicensed personnel who administer these medications are trained in the safe administration of the medication and to be alert for any adverse reactions. All such medications are kept securely locked up. Students who have written statements on file from both their health care provider and their parent/guardian to carry and self-administer an asthma inhaler or EpiPen may administer their own medications as needed. A signed statement is kept on file releasing school personnel and the school district of any civil liability in case of an adverse reaction. In addition, a signed release is kept on file giving the designated personnel liberty to consult with the

child's health care provider regarding the administration of said medication in school.

6. EpiPens: CAR will have on hand epinephrine auto injectors, also known as EpiPens, for the event of an unexpected life-threatening anaphylactic episode. One EpiPen and one EpiPen Jr. will be kept in each of the offices at 1031 and 1059 N. State St. One EpiPen and one EpiPen Jr to be kept in each of the Flower, Home Arts and Junior Buildings. The EpiPens will be prescribed by a physician and will be replaced when they expire. Designated faculty and staff will be trained in recognition of anaphylaxis, CPR, and in the safe administration of the EpiPen. EpiPen trainings will be repeated every year under the supervision of a Nurse. Emergency forms will include a section to sign giving the school permission to administer epinephrine in case of a life-threatening anaphylactic event. A report will be filled out after every incident and delivered to the prescribing physician and placed in the student's health chart.

7. Health Care Screenings: CAR will adhere to the provisions of Education Code Sections 49450-49456 with regard to physical exams of students in school. Employees may participate in the screenings upon request to their supervisor.

a. Vision—Qualified personnel screens all students in mandated grades annually for visual acuity, gross eye anomalies, visual performance and perception; and screens all male students for color vision. Referrals are made for students who do not pass the vision screening.

b. Hearing— All students in grades 5 and 8 are screened annually for hearing acuity. Referrals are made for those students who fail the initial screen or who are absent on the day of screening.

c. Scoliosis— Qualified personnel screens all 7th grade female students and all 8th grade male students annually for scoliosis; students who have waivers on file are not screened. Referrals are made for those students who register $\geq 10^\circ$ curvature on the scoliometer.

d. Physical examination—CAR adheres to the provisions of Health and Safety Codes 324.2, 325.5.

8. Emergency Preparedness--The School Safety Site Plan is maintained to comply with FEMA and OSHA recommendations, and will be submitted landholders as appropriate. These policies are maintained in consultation with the school's insurance carriers and at a minimum include:

a. Response to natural disasters and emergencies including fire, flood, earthquake, dirty bombs and toxic spills, siege, explosions, airplane disasters, and serious personal injuries

b. Training of personnel in first aid and emergency response and exposure/ handling of hazardous materials

c. Insuring the safety and limiting the liability for students, staff and volunteers for off campus events, and for persons coming to or leaving campus

d. Insuring safety and limiting liability for volunteers working on campus.

CAR shall adhere to an Emergency Preparedness Guideline drafted specifically to meet the needs of the school site. These policies are incorporated as appropriate into the school's student and staff handbooks and

will be reviewed on an ongoing basis in the school's staff development efforts. Any additional health and safety policies and procedures along with any revisions of existing policies and procedures shall be submitted annually to the District as part of the annual programmatic audit of the charter school.

9. Blood Borne Pathogens: CAR meets state and federal standards for dealing with blood borne pathogens and other potentially infectious materials on campus. A written "Exposure Control Plan" is in place, designed to protect employees from possible infection due to contact with blood borne viruses, including human immunodeficiency virus (HIV) and hepatitis B virus (HBV). Faculty and staff must review and sign the policy annually. Whenever exposed to blood or other body fluids through injury or accident, students and staff should follow the latest medical protocol for disinfecting procedures.

10. Drug Free/Smoke Free Environment: In keeping with BP 401.10, CAR maintains a drug and alcohol and smoke free environment and adhere to the Code of Federal Regulations, Title 49, Parts 40 and 382

11. Bullying and Harassment Policies and Procedures: In keeping with BP 401.01 and 401.02 CAR is committed to providing a school that is free from sexual harassment, as well as any bullying and harassment based upon factors such as the person's actual or perceived characteristics of race or ethnicity, color, ancestry, nationality, national origin, immigration status, ethnic group identification, age, religion, marital status, pregnancy, parental status, physical or mental disability, sex, sexual orientation, gender, gender identity, gender expression, or genetic information, or any other characteristic identified by state or federal law, or based on his/her association with a person or group with one or more of these actual or perceived characteristics. Misconduct of this nature is very serious and will be subject to disciplinary measures. Concerns about bullying, discrimination, or harassment will be addressed through the uniform complaint procedure adopted by CAR.

12. Field Trip Water Safety Policies: CAR does not permit field trips which include swimming, wading, and general exposure of students to bodies of water without prior approval of the CAR Board of Directors.

13. Suicide Prevention: CAR recognizes that suicide is a major cause of death among youth and should be taken seriously. In order to attempt to reduce suicidal behavior and its impact on students and families, the Principal or designee shall develop strategies for prevention, intervention, and postvention. The Principal or designee may involve health professionals, other school staff, parents/guardians, students, local health agencies, and community organizations in planning, implementing, and evaluating CAR's strategies for suicide prevention, intervention, and postvention. As appropriate, these strategies shall specifically address the needs of students who are at high risk of suicide, including, but not limited to, students bereaved by suicide; students with disabilities, with mental health issues, or substance use disorders; students experiencing homelessness or who are in foster care; lesbian, gay, bisexual, transgender, or questioning youth. This policy shall be reviewed by the Board and updated as necessary annually.

Suicide prevention strategies may include, but not be limited to:

Appendix G

1. Staff training on suicide awareness and prevention for teachers and other school employees who interact with students. The training shall include:
 - a. Information on the higher risk of suicide among certain groups, including, but not limited to, students bereaved by suicide; students with disabilities, mental health issues, or substance use disorders; students experiencing homelessness or who are in foster care; lesbian, gay, bisexual, transgender, or questioning youth;
 - b. Individual risk factors such as previous suicide attempt(s) or self-harm, history of depression or mental health issues, family history of suicide or violence, feelings of isolation, interpersonal conflicts, a recent severe stressor or loss, family instability, impulsivity, and other factors;
 - c. Warning signs that may indicate depression, emotional distress, or suicidal intentions, such as changes in students' personality or behavior and verbalizations of hopelessness or suicidal intent;
 - d. Community resources and services;
 - e. Appropriate ways to interact with a student who is demonstrating emotional distress or is suicidal and procedures for intervening when a student attempts, threatens, or discloses the desire to die by suicide, including, but not limited to, appropriate protocols for monitoring the student while the immediate referral of the student to medical or mental health services is being processed.
2. Efforts to promote a positive school climate that enhances students' feelings of connectedness with the school and is characterized by a caring staff and harmonious relationships among students.
3. Student identification cards shall include the National Suicide Prevention Lifeline telephone number, the National Domestic Violence Hotline number, and may also include the Crisis Text Line or other local crisis numbers.

Suicide intervention strategies may include, but not be limited to:

1. Students shall be encouraged to notify a teacher, principal, or other adult when they are experiencing thoughts of suicide or when they suspect or have knowledge of another student's suicidal intentions.
2. Whenever a staff member suspects or has knowledge of a student's suicidal intentions, he/she shall promptly notify the Principal or designee. Every statement regarding suicidal intent shall be taken seriously. The Principal or designee shall then notify the student's parent/guardians if there is reasonable cause to believe that it is necessary to avert a clear and present danger to the health, safety, or welfare of the student or others as soon as possible and may refer the student to mental health resources in the community. School employees shall only act within the authorization and scope of their credential or license. An employee is not authorized to diagnose or treat mental health issues unless they are specifically licensed and employed to do so.
3. The principal or designee shall document any suicide attempt or threat in writing, including the steps the school took in response.

Suicide postvention strategies may include, but not be limited to:

1. In the event that a student dies by suicide the Principal or designee shall communicate with the student's parents/guardians to offer condolences and assistance. In accordance with confidentiality of student record information, the

Appendix G

- Principal or designee shall consult with the parents/guardians regarding facts that may be divulged to other students, parents/guardians, and staff.
2. The Principal or designee shall implement procedures to address students' and staff's grief and to minimize the risk of imitative suicide or suicide contagion. The Principal or designee shall provide students, parents/guardians, and staff with information, counseling, and/or referrals to community agencies as needed. School staff may receive assistance from mental health professionals in determining how best to discuss the suicide or attempted suicide with students.
 3. The school's response to media shall be handled by the Principal or designee and focus on the postvention plan and available resources.
 4. After any suicide or attempted suicide by a student, the Principal or designee shall provide an opportunity for all staff who responded to the incident to debrief, evaluate the effectiveness of the strategies used, and make recommendations for future actions.



DataQuest Home / Enrollment Report

2020-21 Enrollment by Ethnicity

Accelerated Achievement Academy Report (23-65615-2330454)

[+ Report Description](#)

[+ Report Options and Filters](#)

Name	Total	African American	American Indian or Alaska Native	Asian	Filipino	Hispanic or Latino	Pacific Islander	White	Two or More Races	Not Reported
Accelerated Achievement Academy	144	0.0%	4.2%	0.0%	0.0%	50.7%	0.0%	35.4%	7.6%	2.1%

Report Totals

Name	Total	African American	American Indian or Alaska Native	Asian	Filipino	Hispanic or Latino	Pacific Islander	White	Two or More Races	Not Reported
Accelerated Achievement Academy	144	0.0%	4.2%	0.0%	0.0%	50.7%	0.0%	35.4%	7.6%	2.1%
Ukiah Unified	6,499	0.6%	5.1%	0.9%	0.6%	53.3%	0.0%	35.0%	4.0%	0.4%
Mendocino County	12,881	0.6%	6.5%	0.8%	0.4%	45.9%	0.1%	38.6%	4.1%	3.0%
Statewide	6,002,523	5.2%	0.5%	9.5%	2.4%	55.3%	0.4%	21.7%	4.1%	0.9%

Accelerated Achievement Academy

Explore the performance of Accelerated Achievement Academy under California's Accountability System.

Chronic Absenteeism



Yellow

Suspension Rate



Orange

English Learner Progress



No Performance Color

Graduation Rate



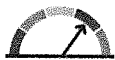
No Performance Color

College/Career



No Performance Color

English Language Arts



Green

Mathematics



Orange

Basics: Teachers, Instructional Materials, Facilities

STANDARD MET

Implementation of Academic Standards

STANDARD MET

Parent and Family Engagement

STANDARD MET

Local Climate Survey

STANDARD MET

Access to a Broad Course of Study

STANDARD MET

School Details

NAME

Accelerated Achievement Academy

ADDRESS

1031 North State Street
Ukiah, CA 95482-3413

WEBSITE

<http://www.caredwoods...>

GRADES SERVED

4-12

ACCELERATED ACHIEVEMENT ACADEMY

Student Population

Explore information about this school's student population.

Enrollment

Socioeconomically

English Learners


Foster Youth

Academic Performance

View Student Assessment Results and other aspects of school performance.

LEARN MORE

English Language Arts



Green

1.8 points above standard


Increased 15.9 Points ▲

EQUITY REPORT
Number of Student Groups in Each Color

0	0	1
Red	Orange	Yellow
2	0	
Green	Blue	

LEARN MORE

Mathematics



Orange

75.3 points below standard

Declined 11.8 Points ▼

EQUITY REPORT
Number of Student Groups in Each Color

1	2	0
Red	Orange	Yellow
0	0	
Green	Blue	

LEARN MORE

English Learner Progress

72.7% making progress towards English language proficiency

Number of EL Students: 22

Progress Levels

Very High = 65% or higher

High = 55% to less than 65%


Medium = 45% to less than 55%

Low = 35% to less than 45%

Very Low = Less than 35%

LEARN MORE

College/Career



No Performance Color

66.7% prepared

Increased 33.3% ▲

EQUITY REPORT
Number of Student Groups in Each Color

0	0	0
Red	Orange	Yellow
0	0	
Green	Blue	

Local Indicators

LEARN MORE

Implementation of Academic Standards

STANDARD MET

Academic Engagement

See information that shows how well schools are engaging students in their learning.




Yellow

18.1% chronically absent

Declined 5.8% ▼

EQUITY REPORT

Number of Student Groups in Each Color




No Performance Color

80% graduated

Declined 10.5% ▼

EQUITY REPORT

Number of Student Groups in Each Color



Local Indicators

LEARN MORE

Access to a Broad Course of Study

STANDARD MET

ACCELERATED ACHIEVEMENT ACADEMY

Conditions & Climate

View data related to how well schools are providing a healthy, safe and welcoming environment.

LEARN MORE

Suspension Rate



Orange

16% suspended at least once

Declined 1.6% ▼

EQUITY REPORT

Number of Student Groups in Each

Local Indicators

LEARN MORE

**Basics: Teachers,
Instructional Materials,
Facilities**

STANDARD MET

LEARN MORE

**Parent and Family
Engagement**

STANDARD MET

LEARN MORE

Local Climate Survey

STANDARD MET

Summative ELPAC

View Test Results [Search / Compare Results](#) [Understanding Results](#) [State Level Grade Reports](#) [Research Files](#)

Test Results at a Glance

Type a School, District, County, ZIP, CDS Code

School: Accelerated Achievement Academy

CDS Code: 23-65615-2330454 | County: Mendocino | District: Accelerated Achievement Academy

Report Options

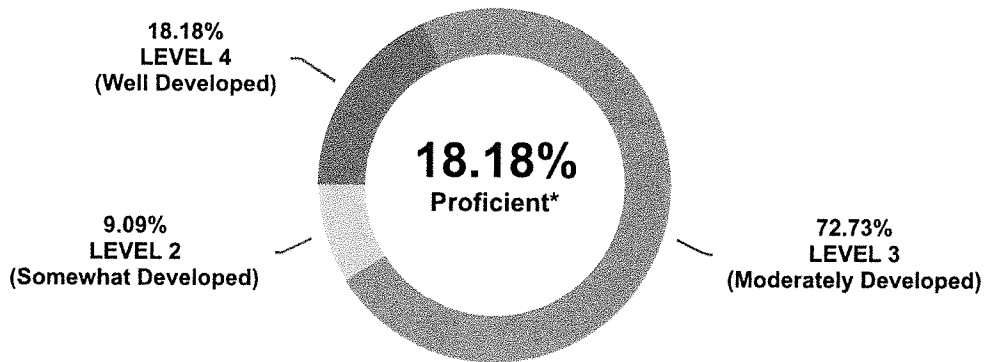
Year: 2018-19 ▼ **Grade:** All Grades ▼ **Student Group:** All Students (Default) ▼

[Apply Filters](#)

[Clear Filters](#)

English Language Proficiency for Summative ELPAC

Percent of students within each performance level



LEVEL 1 (Minimally Developed) is 0.00%

*The State Board of Education approved the use of the ELPAC Overall Performance Level 4 as one of the proficiency criteria for reclassification.

[VIEW DETAILED TEST RESULTS](#)

[ADD TO COMPARE](#)



Redwood Academy of Ukiah Charter School Annual Report for the School Year 2020/2021

Charter School Mission: Redwood Academy's mission is to prepare students for college and independent living in a safe, challenging, well-managed charter school.

A. Educational Program

1. Target School Population Served

- **Age range:** 11-18
- **Grade Levels:** 7-12
- **Number of Students:** 140
- Description of students served: Redwood Academy of Ukiah is designed for students in grades 7-12 who are motivated to prepare for college. These students represent a wide-range of ability levels and varying degrees of motivation; however, all students understand when they enroll that they are expected to participate in a program that will ultimately enable them to meet the admission requirements of the University of California.

2. Attendance

- **Number of school days:** 175
- **Instructional minutes by grade spans:** All students were assigned the required minimum of 240 minutes per day during distance learning for grades 7-12
- **Attendance requirements:** Students are required to attend school daily.
- **Attendance expectations:** Students are expected to attend school every day for the entire day unless a special circumstance such as illness, unavoidable dental or medical needs, or a family emergency occurs. If a student is going to be late, parents are expected to notify us by 8:30 a.m. If a student is unable to attend, parents are expected to notify the office no later than 8:45 a.m. on the day involved. Independent study is an option for short-term absences such as those due to medical reasons or a family emergency. Unexcused tardies and absences may be subject to disciplinary action. Any student who is absent without a valid excuse for three or more days is considered truant.
- **Number of truant students:** 0

3. What it means to be an educated person in the 21st Century

- **List of academic skills and abilities:** The staff remains committed to the belief that an educated person has general academic skills and qualities including: the ability to use one or more languages to express individuality with precision and pride; draws from the disciplines of mathematics and science to be a rational thinker; has a sense of self from a cultural and historical context; and participates in the arts as a performer and critic.
- **List of non-academic skills and abilities:** The educated person also has non-academic skills and qualities including: makes healthy choices for personal fitness from among competing demands; uses technology and household tools to live independently; and has familiarity in a career-related area of personal interest and has the motivation and tools to continue to learn.

4. Description of how learning best occurs

- **Summary of curriculum taught and how it was aligned to state standards:** In keeping with Redwood Academy's mission to prepare students for college, the academic curriculum design is based on the California State Board of Education-adopted standards, the University of California requirements for "a-g" course approval, and the College Board requirements for Advanced Placement courses. One-hundred percent of Redwood Academy students are enrolled in coursework to meet university entrance requirements. Of the graduating class of 2021, 87% completed the a-g coursework required with a "C" or higher for entrance into a four-year university. The non-academic curriculum design, taught in classes such as Advisement and Graduation Project, is also driven by the school's mission to prepare students for independent living and is driven by our independent living skills matrix (Appendix F), which allocates an independent living focus for each grade.
- **Instructional approaches and strategies used:** The staff continues to use an instructional approach that values cross-curricular approaches. Teachers all make use of multiple intelligences and integrate content with literacy skills. Each quarter teachers in English, social studies, and science engage in aligned instruction and assessment on a focus literacy standard. All classes for each grade share quarterly Tier 2 vocabulary words in an effort to vertically build students' academic language. This cross curricular emphasis also takes the form of collaborative studies. For example, 8th grade students study the American Revolution in U.S. history class while reading *April Morning*, a piece of historical fiction set during the Revolution, in English class and 10th grade students study the Russian Revolution in World History class and read *Animal Farm*, a fable that parallels that revolution, in English class. In all academic classes, the majority of instructional time includes large and small group direct instruction planned and conducted by certificated staff. All strategies presented in the plan for low achieving, high achieving, and English learners students are incorporated into the regular school day. Staff draws from current research to select and design promising practices.
- **Learning setting:** Classroom-based, however, the majority of the year was spent solely on distance learning with roughly half of the student population returning to campus for hybrid learning in March.
- **Support provided for students who are academically low achieving:** This is a challenging program, particularly for students who arrive at the school with minimal motivation or working below grade level. The staff continues to aggressively respond to the population of struggling students by its use of an on-line student information system called PowerSchool® and by maintaining procedural agreements regarding posting scores within two days for daily work and five days for major assignments. This program enables each student, parent, and staff person to access the student's grade status from any computer or phone with web access. As a result, struggling students are quickly identified and targeted for supplemental instruction and academic counseling. Whether the student is learning English as a second language, has an IEP or 504, or is struggling with personal distractions, the Student Services Coordinator is able to provide additional support. This support includes personal planning based on defining specific challenges, working with resource staff from the district's special education department, using in-class strategies in both the primary classroom and the Guided Study class, and providing targeted students with supplemental supervised study time on Wednesdays during school club time and by way of after school tutorials. Additionally, struggling students are provided a supplemental summer session in which they can work on skill-building and credit recovery. **Last year, RA had**

approximately 20% of its students who required supplemental study time, after-school tutorial, or summer session.

- **Support provided for students who are academically high achieving:** At RA, high achieving students are: encouraged to serve as a role model to help other students and will be encouraged to serve as peer tutors and mentors to younger students; encouraged to participate in extra credit and challenge activities designed to extend learning, and encouraged to enroll in Advanced Placement and Honors courses. **Last year, RA had approximately 50% of its high school students enrolled in AP and Honors courses and an average of 55% of students on honor roll each quarter.**
- **Instructional strategies used for special education students:** In 2020-21, Redwood Academy had 5 students enrolled in special education. RA insures compliance with all phases of special education including: referral, assessment and identification, and services to insure that federal IDEA mandates are followed. RA provides a program that is designed to meet the student's unique educational needs, provides reasonable educational benefit, is in conformity with the student's IEP, and is the least restrictive environment. Strategies for academically low achieving students such as tutoring and extended day/year instruction described above will be included in this program of services. RA maintains an agreement with the charter-authorizing agency's special education personnel to clearly delineate the charter school's roles and responsibilities for the operation of special education programs and establish the charter-authorizing agency as the LEA for special education purposes. RA staff works with the charter-authorizing agency staff to ensure the coordination of all phases of the IEP process (i.e., meeting notices, IEP development; implementation, and monitoring) for all students referred and/or identified for special education; and work with agency staff to monitor IEPs for compliance as required to meet state mandates. RA staff works with all families to identify the needs of exceptional students attending RA. Using parent disclosure and review of the cumulative file by RA staff, information about incoming previously identified students with IEPs will be forwarded to the agency's special education staff so that an educational plan may be implemented at RA. The strategies that RA utilizes to serve a special education student in a college preparatory program includes but is not limited to the following: implementation of accommodations established by the Student Study Team, skill-specific tutoring (provided by a resource specialist or through the general education providers as specified in the IEP), parent consultation and provision of resources for home use, increased use of on-line and other technological resources, and increased use of manipulatives. Finally, in keeping with IDEA's "child find" provision, students whose needs emerge after enrollment at RA are referred to a Student Study Team (SST) for monitoring, accommodation, and follow-up. It is the goal of the SST to use general education modifications and accommodations. All parent requests for special education testing or placement will be forwarded to the special education staff as well as the information recorded by the SST regarding regular education efforts to address the student's needs. During 2020-21, the number of students enrolled in Special Education was so small that data on successful completion of IEP goals cannot be included in this report to protect student identity.
- **Instructional strategies used for English learners:** Redwood Academy administered the ELPAC to 8 students. Of the 8 students, 1 was classified as initial fluent English proficient following their initial testing, and the remaining seven students are eligible for EL services. The RA staff addresses the needs of all students who continue to struggle with acquiring the level of English proficiency needed to become college ready through a variety of strategies including: large group direct academic instruction; small group and partner

tutoring that focuses on language gaps in the content area; instruction in the English classroom where strategies such as those taught in SDAIE training are used, such as running dictation, reciprocal teaching, graphic organizers, and jigsaw teaching; after school and in-class tutoring with the teacher and/or aides; and summer session with a certificated teacher and highly qualified paraprofessionals.

5. Additional Requirements for Charter Schools Serving High School Students

- **How parents were informed about the transferability of courses to other public high schools:** Parents are informed about the transferability of courses at the mandatory orientation prior to enrolling. Information about course transferability is also available in Redwood Academy’s Student-Family Handbook. They are informed that Redwood Academy is accredited by the Western Association of Schools and Colleges, and, as such, all credits are transferable.
- How parents were informed about the eligibility of courses to meet college entrance requirements: The University of California has approved all courses required for students to meet the “a-g” requirements; courses are available for review on the UC’s web page. The school offers all required courses. All parents and students are notified that RA courses meet college admission requirements at the orientation they attend and/or in the information packet that they receive prior to enrolling.

B. Measurable Student Outcomes - “Exit Outcomes” or “Graduation Standards” (including Academic Performance Index and Adequately Yearly Progress school data)

Students at Redwood Academy may earn either a General Diploma or an Academic Honors Diploma by completing course requirements, and independent living competencies. The specific diploma requirements are as follows:

General Diploma Requirements

English	40 credits	
Math	30 credits	(10 of which must be equivalent to Algebra I)
Science	20 credits	(must be lab sciences)
Social Studies	30 credits	(must include world and US history, gov’t/econ)
Modern Language	20 credits	(must be in one language)
VAPA	10 credits	
Community Service	10 credits	
Graduation Project	10 credits	
Other	70 credits	
Total	240 credits earned with an overall GPA of 2.0 or higher	

Academic Honors Diploma

English	40 credits	
Math	40 credits	(must inc Algebra I/Geometry/Algebra II/ Trigonometry or equivalent)
Science	30 credits	(must inc bio, chem, and one add’l science)
Social Studies	30 credits	(must include world and US history, gov’t/econ)
Modern Language	30 credits	(20 of which must be in one language)
VAPA	10 credits	
Community Service	10 credits	
Graduation Project	10 credits	
Other	50 credits	

Total 250 credits earned with an overall GPA of 3.0 or higher and to include one advanced placement or college level course in mathematics, English, or social studies; All academic classes must be UC approved, and all grades for these classes must be a C or higher.

Based on an analysis of last year’s achievement, the following school-wide goals guide the planning process.

	<u>2020-21 Goal</u>	<u>2020-21 Actual</u>	<u>2021-22 Goal</u>
Attendance	96%	99%	95%
Dropout Rate	0%	0%	0%
Graduation Rate	100%	100%	100%
Completion of UC Requirements	>90%	87%	>90%
Enrollment in 2- or 4- year college	>85%	65%	>85%
Other State and Testing Measures			
(Chronic Absenteeism)	3%	0%	3%
(Suspension Rate)	2%	0%	2%
(Expulsion Rate)	1%	0%	1%
(College/Career)	90%	91.3%	90%
(EL Reclassification)	50%	0	50%
(AP Student Exam Pass Rate)	75%	57%	75%

Description of progress towards measurable student goals: In 2020-21, Redwood Academy met many of its goals. The exceptions being enrollment in 2 or 4 year college, EL reclassification, and the AP exam pass rate. The completion of the UC requirements was slightly below target. These goals were likely heavily impacted by the Covid 19 pandemic and the instability and uncertainty that it has brought. Many students were unable to tour colleges and universities. Many students struggled with motivation and mental health while on distance learning and, for those who returned to campus with the hybrid program, our focus was more on creating a positive welcoming environment than on driving heavy academics. The staff focused on meeting student social and emotional needs. As a result, test results were down as compared to prior years; however, we have excellent attendance. The College/Career data is reflective of the 2018-19 cohort because this is the most recent data available on the CDE Dashboard site.

C. The Method by Which Pupil Progress in Meeting the Pupil Outcomes Was Measured (including performance level data for the CAASPP, CSTs, CELDT, and the Physical Fitness Test)

Student Outcomes	Standardized Test Benchmark	% Meeting Benchmark	Teacher Assessment Benchmark	% Meeting Benchmark
English: to use language as a tool to create, express, and evaluate personal points of view				
7-Lang. Arts 7 8-Lang. Arts 8	≥ Proficient on CAASPP (7,8,and 11s)	65%	Grade of "C" or higher in class	95%
9-English I 10-English II/ Honors	College Ready on CAASPP (11s only)	56%		

11-English III/ AP 12-English IV/ AP	AP Literature and Composition Pass Rate	67%		
	≥ Level 3 on ELPAC (ELs only)	86%		
Mathematics: to demonstrate college-entry level mastery of mathematics				
7-Pre-alg 8-Algebra 9-Geometry/ Alg 10-Algebra II/ Geo 11-Trig-Precalc/ Alg II 12-AP Calculus/ Trig- Preclac	≥ Proficient on CAASPP(7,8, and 11s)	41%	Grade of "C" or higher in class	83%
	AP Calc Pass Rate	50%		
	College Ready on CAASPP (11s only)	48%		
Social Studies: to express a broad knowledge of history, culture, government, and economics				
7-Medieval 8-Early U.S. 10-Mod. World 11-Mod. U.S. 12-Gov/Econ	≥ Proficient on CAASPP Literacy (7,8, 11s)	65%	Grade of "C" or higher in class	91%
	AP US Hist, US Gov, and Psych Pass Rates	50% (US Hist) 67% (USGov) 33% (Psych)		
Science: to demonstrate a college-entry level mastery of the principles of science				
7 Life Science 8 Phy. Science 9 Earth Science 10 Biology 11 Chemistry	≥ Proficient on CAST ≥ Proficient on CAASPP Literacy (7,8, 11s)	39% 65%	Grade of "C" or higher in class	88%
Spanish: to use language as a tool to create, express, and evaluate personal points of view				
8 Conv. Spanish 9 Spanish I 10 Spanish II 11 Spanish III	NA	NA	Grade of "CR" or "C" or higher in class	83%
Theater Arts: to participate in the arts as a performer and critic				
9 Film and Media	NA	NA	Grade of "C" or higher in class	100%
Life and Leadership/Graduation Project: to develop skills related to healthy living, financial management, interpersonal relations, technology use, and college and career preparation				
7-12 Life and Leadership 12 Graduation Project	≥ in HFZ 4 out of 6 categories on PFT (7s & 9s only)	NA (7s) NA (9s)	Grade of "CR" in class	84%

Note: This chart is a compilation of data found in PowerSchool, College Board student test report data, and state testing data provided in the appendices. PFT data for 2020-21 is unavailable due to COVID-19 and the test administration being cancelled.

Description of how data was collected, analyzed and used to improve charter school program: Data was collected by way of standardized test reports and PowerSchool. Teachers analyzed the data by looking at standardized test results in conjunction with their classroom assessment data where applicable. Most teachers found that the percentage of students earning As and Bs in their AP classes who also took the AP Exam corresponded roughly to the percentage of students who passed the exam. Teachers used their findings in the individual student data to determine what improvements could be made to instruction.

The data available shows that RA students are performing relatively well overall, given the impact of distance learning, hybrid, and the pandemic in general. However, the school continues to focus on improving instruction and learning. Beginning in 2012-13, RA implemented new PLC work

among all teachers aimed at creating curriculum continuums aligned with CCSS that will result in increased or maintaining student proficiency and college-ready rates in both ELA and mathematics. That teamwork continues this year as we prepare for administering the sixth round of Smarter Balanced Assessments this coming spring as well as successfully implementing the state-provided interim assessments for a seventh year. In 2015-16, Redwood Academy added a part-time literacy curriculum coordinator position to help teachers implement CCSS aligned reading and writing exercises across the curriculum to aid in students' attainment of proficiency in literacy. The instructional focus in the next couple of years continues to include a successful transition to the Next Generation Science Standards, with the addition of a Physics course in 2021-22 and full implementation of the CAST, as well as the new social studies framework. In 2017-18 year, RA added a PLC focused solely on the science instruction and NGSS implementation, and, two years ago, RA added a part-time STEM coordinator position to aid in the continued NGSS transition as well as to facilitate other STEM-related curriculum/activities.

D. Governance Structure of School Including, But Not Limited to, Parental Involvement

1. Role parents had in the governance and operation of the school (include data to document parental involvement): Parent participation in the governance and operation of the school takes two primary forms: participating informally by way of parent surveys, Open House, Demonstration Nights, Parent Advisory Meetings, and volunteering to chaperone school trips and participating formally by serving on RA's School Site Council or CAR's Board of Directors. In 2020-21, Parent Advisory meetings were attended by a small group of parents by way of Zoom. Unfortunately, the events where our parent participation is typically the highest, both Open House and Demonstration Nights, could not be held in 20-21 due to Covid-19 protocols. In addition, all major school field trips, including our school-wide college campus trips, which would normally include parent chaperones, could not be conducted due to the pandemic. Approximately 20% of parents submitted an end-of-year parent survey. Of the parent surveys submitted for the year 2020-21, 90% of respondents felt like their students' classes were adequately preparing them for college, 100 percent of respondents felt like they could address their concerns with staff members, 81 percent said their student felt successful during the school year, and 87 percent said that their student felt their effort at school was valued by staff members. In addition, our School Site Council included two parent members and our Board of Directors included four parents of current Redwood Academy students and one parent of a current Accelerated Achievement Academy student.

2. Description of the governance structure and how often each entity met: The Corporation, Charter Academy of the Redwoods, is a 501(3)(c) non-profit public benefit corporation and maintains adopted Corporate By-Laws filed with the Secretary of State in 1999. The By-Laws clearly define the role of Directors and Officers and distinguish between them and employee managers. The five-member Board of Directors fulfills the legally mandated duties for the Corporation and provides overall policy setting for both Redwood Academy and Accelerated Achievement Academy. At the annual organizational meeting, the Board elected Jay Joseph, who has one current Redwood Academy student and two graduates, as chairperson. Director Rick Muenzer, who has one current Accelerated Achievement Academy student, was elected to serve as the corporation's clerk. The Board held nine meetings. All meetings were conducted according to the Brown Act with minutes maintained in the corporate binder; agendas were posted at all Charter Academy school sites and on the Charter Academy webpage. UUSD Director of Alternative Education, Scott Paulin, also received agendas prior to the meeting and minutes following each meeting. Agendas and minutes are posted on the corporate web page. The School Site Council, an entity that governs at the school site level, and includes parent members, met three times, once in September 2020, once in December 2020, and once in February 2021. In total, the elected Council is comprised of the school's Principal, two certificated staff members, one classified staff member,

two parent members, and two student members. All School Site Council meetings focused on the school improvement cycle, which included looking at RA's assessment data and revising and approving the LEA plan, the SPSA, the WASC action plan, and the Title I Parent Involvement Policy. The SSC also reviewed and provided input for RA's LCAP and Federal Addendum, the Learning Continuity and Attendance Plan, and the Covid-19 Prevention Plan. In addition, Redwood Academy operates in keeping with a Memorandum of Understanding that is current and comprehensive. Staff maintained a document to monitor deadlines and adhere to each provision of the MOU. It is also integral to promoting communication with the district personnel in charge of oversight and the evaluation of the educational program in keeping with the matrix.

3. Report on annual board training: Two hours of board training were conducted during the 2020-21 school year. The first hour of training in January was a review of previous training topics related to LCAP, LCFF, CAASPP, WASC, federal fund planning, fiscal cycle, budget process, and board duties/policies. Another half hour of training presented by CAR's Co-Executive Directors, Elna Gordon and Selah Sawyer, in May focused on AB 1505 and AB 86. And the final half hour of training at the June 8th meeting was conducted by Elna Gordon and Jim Switzer and focused on current school funding sources.

4. Summary of major decisions/policies established by the charter school board during the year: Key decisions and policies made during 2020-21 include--

Governance

Approve annual report	10/13/20
Elect Board directors	12/8/20
Elect Board chairperson and clerk	12/8/20
Approve board meeting dates	12/8/20
Approve School Accountability Report Card	1/19/21
Participate in training	1/19/21; 5/4/21; 6/8/21
Approve Revisions to Board Policy 104	6/8/21

Business

Approve and revise budgets/estimated actuals	12/8/20; 3/9/21; 6/8/21
Approve unaudited actuals	9/8/20; 10/13/20
Approve projected ADA for 2020-2021	10/13/20
Approve 1 st Interim Report 2 nd Interim Report	12/8/20; 3/9/21
Accept the audit report from Robertson, Cahill, and Associates	1/19/21
Approve Written Description of Internal Fiscal Management System and Calendar for Fiscal Services	5/4/21
Approve Educational Protection Account Expenditures	6/8/21

Educational

Approve Learning Continuity and Attendance Plan	9/8/20
Approve Single Plan for Student Achievement	3/9/21
Approve Covid-19 Prevention Plan/Reopening Plan	3/9/21
Approve Redwood Academy's WASC Mid-term Progress Report	5/4/21
Approve Extended Learning Opportunity Grant Plan	5/4/21
Approve Local Control and Accountability Plan	6/8/21, 6/29/21

Personnel

Approve changes to the salary schedule	8/31/20, 5/4/21, 6/29/21
--	--------------------------

5. Summary data from the annual student/parent satisfaction survey: Due to campus closure resulting from Covid-19, the parent satisfaction survey was not administered to parents in March as usual. It was conducted in April after the school campus had been opened for hybrid instruction, permitting parents the ability to reflect on the partial return to campus and provide feedback to help guide the full return in the fall. While only 16% of parents responded, the results were generally positive. 82% felt that their child had been successful during the school year. Those who answered no indicated that their children needed a return to a normal school setting and a more traditional schedule. 91% felt that their child's classes were adequately preparing them for college. Most who felt otherwise again indicated that they felt in-person instruction was needed, while one took issue with some course content being dated in their opinion. 87% indicated that their child's efforts felt valued. 100% stated that they could talk with staff about their child's needs. An open ended question asked about what should be focused on when bringing students back in the fall to create a positive learning environment. Responses primarily focused on health and safety protocols related to Covid-19. Socialization and mental health were also frequently mentioned as areas of focus. Some additionally encouraged relaxing the school's usual intense focus on academics and instead focusing on creating opportunities for students to engage in more social activities. An emphasis was also placed on rebuilding the school's culture and creating sense of normalcy as much as possible. The student satisfaction survey, administered in May, included the usual questions about school satisfaction and also asked about feeling safe while in hybrid learning. Students were extremely positive with 88% feeling successful this past year, 97% feeling that school staff support and value their efforts, 93% feeling that their classes were helping them to learn and prepare for college, 99% feeling that kindness and honesty are encouraged, 93% feeling that they can talk to staff about their needs, and 100% of those who elected the hybrid program felt safe while at school. Survey results are shared with the staff and reviewed by the School Site Council. In the 2020-21 school year, RA continued to provide after-school tutoring hours for all classes and expanded summer school opportunities, including a new writing intensive workshop to prepare students for honors and advanced placement courses in future years. Many of the usual opportunities to engage in college tours, Outward Bound, and various workshops were not possible as a result of the pandemic. Many of our usual community building programs and activities were also suspended as a result of the pandemic, such as our buddy program where juniors and seniors mentor our seventh and eighth grade students. In an effort to promote a positive school climate, the Redwood Academy student council continued to operate throughout the year and initiated several programs to build community, such as creating posters with positive quotes and inspirational messages for the classrooms when hybrid began, and also a pen pal program where participating students and staff exchanged letters and postcards each month.

Student Survey Results:

1. Is there an area of your life in which you have felt success this year?	Yes 87.5%	No 12.5%
2. Do you feel like the school staff supports and values your efforts? What could the staff do to better support you?	Yes 97.3%	No 2.7%
3. Do you feel like your classes are helping you learn and prepare for college? What ideas do you have about helping your prepare for college?	Yes 92.9%	No 7.1%
4. Do you feel like kindness and honesty are encouraged by your teachers and peers?	Yes 99.1%	No 0.9%

5. Do you feel that you can talk to the staff about your needs?	Yes 92.9%	No 7.1%
6. If you elected the hybrid program, do you feel safe while at school? What makes you feel unsafe?	Yes 68.8%	No 31.3%
7. Have you used Power School to help improve your grades?	Yes 83.9%	No 16.1%
8. Do you expect to attend Redwood Academy next year?	Yes 69.6%	No 30.4%

E. Qualifications to be Met by Individuals to be Employed by The School

1. Key staff positions and qualifications required: The school office is staffed by a principal, student services coordinator, and office manager, with support from the chief fiscal officer, coordinator of technology, and clerks. Credentialed staff provides all core and college preparatory classes. An instructional assistant supports study time classes. Teachers and principals are credentialed and hired based on a published flier and application that emphasizes appreciation of adolescents, expertise in subject matter, and pioneering spirit. All teachers assigned to teach core or college preparatory subject matter areas hold teaching credentials or permits issued by the California Commission on Teacher Credentialing. The school employs teachers with subject matter authorization in every subject taught. We did not hire any certificated staff during 2020-21 and there were no opening during the school year either. Instructional Assistants and other classified staff are also hired based on an application process. In 2020-21, those classified staff serving in a position that provided instructional support also met NCLB requirements that mandated a minimum of two-years of post-secondary education or the successful completion of a local academic assessment.

2. Number of certificated and classified staff members: In 2020-21, Redwood Academy employed 12 classified staff members and 13 certificated staff members. Nine of the classified staff members and ten of the certificated staff members had some assigned duties at Accelerated Achievement Academy as well.

3. Process used to monitor credential expiration dates: The district is notified whenever personnel are hired or leave during the school year by way of a monthly employment report that tracks all changes in employment as well as credential and tuberculosis test expiration dates. This monthly report is monitored by the principal to ensure that teaching credentials are kept current.

F. Health and Safety Procedures

1. Process used to attain criminal record summary for new employees: Every new employee is fingerprinted with the school as the receiver of the criminal record summaries. In 2020-21, no new employee had a disqualifying event.

2. Process used to monitor employee TB clearance and expiration dates: TB clearance and expiration dates are monitored by the chief fiscal officer by way of an excel spreadsheet. In addition, the district is notified whenever personnel are hired or leave during the school year by way of a monthly employment report that tracks all changes in employment as well as credential and tuberculosis test expiration dates. This monthly report is monitored by the principal who works in conjunction with the chief financial officer to ensure that TB tests are kept current.

3. Description of health and safety procedures followed:

- **Seismic safety:** The School Safety Site Plan is maintained by Charter Academy of the Redwood's chief fiscal officer to comply with FEMA and OSHA recommendations. These policies are maintained in consultation with the school's insurance carriers and include responses to natural disasters and emergencies including fire, flood, earthquake, dirty bombs and toxic spills, siege, explosions, airplane disasters, and serious personal injuries. Specific precautions taken to ensure seismic safety include monthly safety inspections and mitigation procedures for ensuring safety of students and staff. These are performed by the maintenance department and overseen by the Chief Financial Officer. These procedures include ensuring that all exits are free from obstruction, that all exits are well marked and evacuation maps are in place, and that all heavy furniture such as bookcases and file cabinets are well-secured by straps to the wall.
- **Natural disasters and emergencies:** Charter Academy of the Redwood's Guide to School Safety Procedures are maintained by CAR's chief fiscal officer and reviewed by staff at the beginning of each year. The guide includes procedures for what to do in the event of an assault or fight, bomb threat, earthquake, fire, hostage taking, intruder, serious injury or death both at and outside of school, and weapons possession. One evacuation drill was held during the hybrid portion of the year in the Spring with a review of what behavior was expected and a review of the posted evacuation routes.
- **Immunizations, health screenings, administration of medications:** For those who need medication dispensed, Charter Academy of the Redwoods Corporate policy is followed which requires written authorization by the health care provider and a log of the time medication was given and by whom. All medications were locked up in a cabinet in the business office. CAR also adheres to the provisions of Education Code Sections 49450-49456 with regard to physical exams of students in school. However, students did not participate in the regular screenings due to distance learning. Normally, Students in grades 8 and 10 as well as any students new to American schools participate in vision screening conducted by Laura Baynham, RN, PHN. Students in grades 8 and 10 also participate in hearing screening conducted by Laura Baynham, RN, PHN. Finally, females in grade seven and males in grade eight participate in scoliosis screening conducted by Dr. Williams. Finally, CAR requires all enrolling students to provide documentation of immunization in accordance with the law, including immunizations for polio, diphtheria, tetanus, pertussis, measles, mumps, rubella, hepatitis B, and varicella. The immunization policy honors permanent medical exemptions for all students and personal belief exemptions filed before January 1, 2016 for all students except for those entering grade seven. Records of student immunizations were maintained in a separate health file for each student.
- **Tolerance for use of drugs and/or tobacco:** Redwood Academy maintains a drug, alcohol and smoke free environment.
- **Staff training on emergency and first aid response:** All staff received access to blood-borne pathogen training as well as training in emergency response, sexual harassment,

mandated-reporting requirements, mental health first aid, and fire extinguisher use. Two staff members have completed training to be able to provide training to students through the Teen Community Emergency Response Team (CERT) program and one staff member is qualified to train staff in CPR and First Aid.

- **Suicide Prevention:** CAR recognizes that suicide is a major cause of death among youth and should be taken seriously. In order to attempt to reduce suicidal behavior and its impact on students and families, CAR has developed strategies for prevention, intervention, and postvention. CAR involved mental health professionals and community organizations in planning, implementing, and evaluating CAR's strategies for suicide prevention, intervention, and postvention. As appropriate, these strategies specifically address the needs of students who are at higher risk of suicide, including, but not limited to, students bereaved by suicide; students with disabilities, with mental health issues, or substance use disorders; students experiencing homelessness or who are in foster care; lesbian, gay, bisexual, transgender, or questioning youth. CAR's policy shall be reviewed by the Board and updated as necessary annually. As part of CAR's suicide prevention strategies, all staff received training in mental health, which included training in suicide prevention, prior to the start of 2020-21 school year.

4. Description of any revisions to the charter school board adopted health and safety policies: During 2020-21, CAR did not revise the health and safety policy. CAR initially adopted board policy, BP 506, outlining our health and safety procedures in 2011 and added policy specific to suicide prevention in 2018. Two years ago, CAR revised the suicide prevention policy to address all components of AB 2246. (Appendix G).

5. Description of suitability of facility in terms of educational utility: Redwood Academy maintained the classrooms and office facility, shared classrooms with Accelerated Achievement Academy. Occupancy was well within established limits. Sufficient restrooms were provided and exits were adequate for traffic control. Temperature was easily controllable. All buildings suitably housed the variety of educational programs, technology, and administrative support needed. Due to the pandemic, the Junior Building, which is typically used for morning Check-in as well as lunch for both schools, and for school activities, was not utilized. Additionally, the Fine Arts Building, which is usually rented for Demonstration Night to accommodate the size of the audience, was also not utilized.

G. Means to Achieve a Racial and Ethnic Balance Reflective of Authorizing School District

1. Specific practices/policies used to attract a diverse applicant pool/enrollment:

Redwood Academy adheres to the goal of enrolling students who are representative of the adolescent population of the district. From participation at orientation, it was clear that word-of-mouth continued to be the school's most effective means of outreach. The majority of outreach was done by current students and their families; this generated a large percentage of inquiries from parents who had heard about the school from a current or former student. However, Redwood Academy also ran advertisements in the Ukiah Daily Journal Back to School editions and the fall and spring City of Ukiah Recreation Guides. In an effort to achieve a racial and ethnic balance reflective of the school district, Redwood Academy provided Spanish-language orientations and registration materials. Spanish language services were provided to prospective parents by phone and in person; orientation and orientation hand-outs were provided in Spanish. Additionally, prior and during the 2020-21 school year, Redwood Academy ran advertisements in *Al Punto* in Spanish. Additionally, Redwood Academy placed Spanish language advertisements in *Dos Mundos*. Pre-pandemic, Redwood Academy signed up to set up booths at both the *Dia de los Muertos* event at Mendocino

College and at the El Dia del los Ninos event at Grace Hudson, but, unfortunately, both events were cancelled due to covid. Despite access to information about Redwood Academy, Hispanic/Latino parents continue to choose to enroll more students at Accelerated than at Redwood. In a continued effort to increase Hispanic/Latino enrollment for the 2021-22 school year, RA will continue its targeted outreach efforts in the Spanish-speaking community.

2. Data to document improvement in racial/ethnic balance: As evidenced in the charts following, most of the racial/ethnic populations stayed similar to previous years. However, in 2019-20, there was an increase in the percentage of Hispanic students from the previous year. This trend continued into the 2020-21 school year, where Hispanic enrollment has grown to 38%. In 2020-21, the number of students who chose not to report was 0%. (Appendix A)

Redwood Academy Enrollment	American Indian or Alaska Native	Asian	Native Hawaiian or Pacific Islander	Filipino	Hispanic or Latino	Black or African American	White	Two or More Races
2020-21	1%	5%	1%	2%	38%	0%	46%	6%
2019-20	1%	6%	0%	1%	35%	0%	47%	8%
2018-19	1%	7%	1%	1%	29%	0%	57%	4%
2017-18	1%	7%	0%	2%	22%	<1%	58%	6%
2016-17	1%	6%	0%	<1%	28%	<1%	58%	5%

Note: The percentages in the charts above and below reflect the data rounded to the nearest whole number.

3. Table summary of charter school ethnic balance compared to the district reported in percentages for the 2020-21 school year:

	American Indian or Alaska Native	Asian	Native Hawaiian or Pacific Islander	Filipino	Hispanic or Latino	Black or African American	White	Two or More Races
Redwood Academy	1%	5%	1%	2%	38%	0%	46%	6%
District	5%	1%	0%	1%	53%	1%	35%	4%

H. Admissions Requirements

1. Admission requirements and any preferences used: The staff remains strongly committed to providing an educational opportunity consistent with the mission to every student-family who chose to enroll. All grade 7-12 students in the state of California are eligible to attend Redwood Academy. In conformity with the requirements of Education Code section 47605, subdivision (d)(2)(B), admission preference "shall be extended to pupils currently attending the charter school and pupils who reside in the district."

2. Admissions and enrollment process and timeline used, as well as procedures for public random drawings, if necessary: The annual registration process includes allowing continuing students who wish to return to notify the school of that intent in early February. After that, the enrollment process for all new students begins. Windows are established for enrollment purposes. For the 2020-21 school year, there were seven pre-school enrollment windows. The school closes classes to further enrollment at any point in which classes are determined to be full. The petitioners include information regarding enrollment procedures on the registration card and provide contact information through outreach activities such as advertisements, public service announcements, and community bulletin boards. If more students choose to apply in any enrollment window than can be admitted, the following admission processes will be followed:

- In the event that the number of students who wish to attend the school exceeds the school's capacity, a lottery system with a Table of Random Numbers is used to publicly determine those selected to attend after accommodating continuing CAR students.
- In conformity with the requirements of Education Code section 47605, subdivision (d)(2)(B), admission preference "shall be extended to pupils currently attending the charter school and pupils who reside in the district."

Pre-pandemic, we provided seven sessions of a pre-school orientation meeting with students and their parents helped inform new families about expectations and requirements prior to the opening of the school year. This year, they were conducted individually in person or online. All of the sessions were offered in English and Spanish and all had both English and Spanish language handouts available to accompany the presentation.

3. Number of students enrolled in each grade: In 2020-21, at the time of CBEDS, Redwood Academy had 20 students in 7th grade, 22 students in 8th grade, 23 students in 9th grade, 27 students in 10th grade, 24 students in 11th grade, and 24 students in 12th grade.

4. Number of students on a waiting list for each grade: Redwood Academy had no students on the waiting list during the 2020-21 school year.

5. Number of students leaving the Charter School by grade level: After CBEDS, over the remainder of 2020-21 school year, Redwood Academy saw the departure of two 7th grade students, two 8th grade students, two 10th grade students, and two 12th grade students. Of those who left, one transferred to South Valley, one to Upper Lake Middle, one to Ukiah High, one to Accelerated Achievement, and four transferred out of the area.

I. Financial Audit

1. Procedure used to select and retain independent auditor: The Charter Academy of the Redwoods Treasurer will cause an annual financial audit of the charter school to be conducted by an independent auditor approved by the Board of Directors. In 2020-21, The Board maintained its contract with the firm of Robertson, Cahill and Associates, CPAs, to conduct the annual independent corporate audit.

2. Qualifications required of the independent auditor: The independent auditor must employ Generally Accepted Accounting Principles (GAAP), be familiar with California charter school law, and be experienced with educational finance.

3. The manner in which the audit was conducted: Audits are conducted according to standards applicable to governmental agencies and the state's audit guide standards applicable to charter schools. Audit reports will be completed and available for review at the school and submitted to the charter-authorizing agency Board of Trustees by the auditor. All financial records have been kept on the system supported by Mendocino County Office of Education including use of the Standardized Account Code Structure with attendance records kept by the school staff. The Academy has been able to use its own equipment to keep the financial records and used PowerSchool® for attendance records.

4. Scope and timing of the audit, as well as required distribution of completed audit: The audit visit for 2020-21 was conducted during the last week of June. The audit report is provided as

soon as possible in keeping with the December 15th deadline to all mandated recipients including the Corporate Governing Board, the Governing Board of the charter-granting agency, Mendocino County Office of Education, and the state Controller's Office.

5. Process used for resolving audit exceptions and deficiencies to the satisfaction of the authorizing school district: The CAR Treasurer recognizes the need to ensure that any audit exceptions or deficiencies will be resolved as determined by state law and this charter and will ensure adherence to the charter-granting agency's expectations for timely compliance. Procedures and/or processes that caused the exceptions and/or deficiencies will be modified by CAR to meet the auditor's specifications and such modifications will be sent to the charter-authorizing agency's Board of Trustees within six months of the auditor's report. Charter Academy of the Redwoods did not have any audit exceptions or findings for the audit report approved by the Board of Directors in the 2020-21 school year.

J. Pupil Suspension and Expulsion

1. Summary of process used to suspend or expel a student: Redwood Academy maintained a multi-step discipline program. The disciplinary process generally begins with a student being sent "to the ramp" for a brief time-out and focus on the behavioral issue. Students receiving Level One were sent to the office for a time-out; Level Two added a conference with the staff. Students who committed a Level Three infraction were removed from class for the remainder of the period and, in some cases, suspended for the balance of the day. Beyond that students could be suspended for a complete day, in which case they were placed on Behavior Probation and denied privileges for the required time. Infractions were logged in PowerSchool®. Students whose pattern of behavior necessitated further time away from school or who committed an individual serious infraction of the Discipline Code were considered for expulsion. In the event of a potential expulsion, a Hearing Panel was convened comprised of three staff members who rotated the responsibility with the principal present to provide continuity. The Panel was charged with providing due process, finding the truth of the situation, identifying the student's needs, and balancing that with the school and student body's needs, school policy, and applicable law. Parents were informed of the hearing in advance and encouraged to participate, which, in all cases, they did. The charter-granting agency was also informed of the outcome when the student was expelled. The staff provided information about expulsions to the UUSD Director of Alternative Education. No special education students were considered for expulsion, but in the case that a Special Education student does commit a serious infraction that warrants consideration for expulsion, a manifestation determination conducted by resource staff would take place to determine whether or not a Hearing Panel should be convened.

2. Number of suspensions: 0

3. Number of expulsions: 0

K. Staff Retirement Systems

1. Certificated: CalSTRS

2. Classified: CalPERS

L. Attendance Alternatives

1. Process used to inform students of their rights to attend other schools or pursue an inter-district transfer: Attendance at Redwood Academy is entirely voluntary on the part of the

students who enroll. Students who opt not to attend the charter school may attend other schools in the district in which the charter school is located or may pursue an inter-district transfer in accordance with existing enrollment and transfer policies of their district or county of residence. RA also recognizes that the student has no right to admission in a particular school of any local education agency as a consequence of enrollment in the charter school, except to the extent that such a right is extended by the local education agency. Redwood Academy students and their families are informed of all this by way of the Student~Family Handbook.

M. Description of Employee Rights

1. **Employee benefits and compensation:** Full-time employees of Charter Academy of the Redwoods receive medical/dental/vision benefits and retirement benefits. Part-time employees who work over 50% are eligible for medical benefits through a cost-sharing plan, though benefits may be waived. A full-time employee may earn 80 hours of Sick Leave per fiscal year and may accumulate the unused balance of sick leave. Part-time classified employees may earn 24 hours of sick leave per fiscal year, and part-time certificated or exempt employees earn sick leave on a pro-rated basis. In 2020-21, Corporate Management salaries ranged from \$63,285 to \$85,772. Classified Coordinator salaries ranged from \$44,553 to \$61,960. CAR also compensated other classified staff at hourly rates that ranged from \$17.74 to \$26.39. Certificated salaries ranged from \$44,638 to \$73,402, and part-time hourly certificated staff were compensated at an hourly rate of \$29.40.

2. **Employee rights, including tenure:** Charter Academy of the Redwoods is an at-will employer. CAR employees do not have any rights of return to UUSD.

N. Dispute Resolution Process: To resolve internal disputes, RA maintains a Uniform Complaint Procedure that is provided to the district each August. As outlined in the Charter Petition, external disputes between RA and UUSD shall be resolved pursuant to the dispute resolution language contained in the MOU.

1. **Number of dispute resolutions during the year:**

- **Internal:** 0
- **External:** 0

2. **Number of claims or lawsuits and any disposition of such claims or lawsuits:** 0

O. Labor Relations

1. Charter Academy of the Redwoods is the exclusive public school employer for Educational Employment Relations Act purposes.

P. Closure of Charter School

1. **Outline of the process to be used if the charter school closes:** The Board of Directors has a procedure for closing the school outlined below. The procedure was adopted when the charter was renewed and it is not expected to be used. It provides for the allocation of all assets by the Board.

In the event RA closes, CAR will document and affect its closure by official action of the Board of Directors of Charter Academy of the Redwoods whose responsibility is to make such a decision at a publicly noticed meeting. The agenda item will include the reason for the school's closure, the

anticipated date of the closure, and the name of the person responsible for closure-related activities. Notice shall be provided to the District at least three days in advance of a closure issue being presented to CAR's Board. RA will provide written notice to the charter-authorizing agency, the county office of education, the retirement systems in which the school's employees participate, the California Department of Education, and RA students and parents of the official action and the effective date of the school closure; notice will be provided within seven days of the Board's decision. This notice will also include the name(s) and contact information for the person(s) to whom reasonable inquiries may be made regarding the closure, the pupils' school districts of residence, and the manner in which parent/guardians may obtain copies of pupil records, including specific information on completed courses and credits that meet graduation requirements.

The Board will ensure that the notification to the parent/guardians and students of RA of the closure provides information to assist parents and students in locating suitable alternative educational programs. This notice will be provided promptly following the Board's decision to close the school. The Board will also develop a list of students in each grade level and the classes they have completed, together with information on the pupil's districts of residence, which they will provide to the entity responsible for closure-related activities.

The school will complete and file any annual reports required pursuant to Education Code section 47604.33

Given that a non-profit corporation operates the school, should the corporation dissolve with the closure of the school, the Board will follow the procedures set forth in the California Corporations Code for the dissolution of a non-profit public benefit corporation and file all necessary filings with the appropriate state and federal agencies.

RA will utilize the reserve fund to undertake any expenses associated with the closure procedures identified in this section.

2. Process to include a final audit of the charter school: The CAR Treasurer will prepare final RA financial records and will commission an independent audit by a qualified Certified Public Accountant paid for by RA to determine the disposition of all assets and liabilities of RA. The final audit will include an accounting of all financial assets, including cash and accounts receivable and an inventory of property, equipment, and other items of material value, an accounting of the liabilities, including accounts payable and any reduction in apportionments as a result of audit findings or other investigations, loans, and unpaid staff compensation, and an assessment of the disposition of any restricted funds received by or due to RA. The results of the audit will be forwarded to the charter-authorizing agency upon completion.

3. Specific plans for disposition of all net assets and liabilities, as well as for the maintenance and transfer of pupil records: In the event of the school's closure, all assets of the school, including but not limited to all leaseholds, personal property, intellectual property, and all accrued ADA apportionments and other revenue generated by students attending RA will remain the sole property of CAR subject to all audited and verifiable claims documented in the final audit as provided herein. In the event that the charter school is dissolved, all such property will be distributed as CAR will determine in accordance with state statutes governing nonprofit public benefit entities and with priority that such assets be distributed first to other CAR schools and then to other public schools as determined by the Board as potential beneficiaries of public assets including the potential for residual assets of the school to accrue to the benefit of UUSD. In the case of the dissolution of CAR, any funds remaining after completion of a final audit will be dispersed by the final action of the CAR board to legally eligible public agencies. Any assets

acquired from the district or district property will be promptly returned upon school closure to the district. The distribution shall include return of any grant funds and restricted categorical funds to their source in accordance with the terms of the grant or state and federal law, as appropriate, which may include submission of final expenditure reports for entitlement grants and the filing of any required Final Expenditure Reports and Final Performance Reports, as well as the return of any donated materials and property in accordance with any conditions established when the donation of such materials or property was accepted.

In the event of the school's closure, the school shall remain solely responsible for all liabilities arising from the operation of the school.

As applicable and consistent with statute, RA will provide parents, students, and/or the charter-authorizing agency or subsequently selected school(s) with all appropriate student records and will otherwise assist students in transferring to their next school(s). All transfers of student records will be made in compliance with the Family Educational Rights and Privacy Act (FERPA) 20 U.S.C. §1232g. The school will ask the district to store original records of RA students. If the district will not or cannot store the records, the school will work with the county office of education to determine a suitable alternative location for storage. All state assessment results, special education records, and personnel records will be transferred to and maintained by the entity responsible for closure-related activities in accordance with applicable law.

APPENDIX

Document

2020-21 School Enrollment by Ethnicity	A
2017-18 School Dashboard Report	B
2020-21 ELPAC Results Report	C
2020-21 CAASPP and CAST Results Report	D
Board Policy 506	E
Independent Living Skills Matrix	F

Notes: Appendices B, C, and D are the most current available aggregated data available through state reporting.

2020-21 Enrollment by Ethnicity

Redwood Academy of Ukiah Report (23-65615-2330413)

+ [Report Description](#)

+ [Report Options and Filters](#)

Name	Total	African American	American Indian or Alaska Native	Asian	Filipino	Hispanic or Latino	Pacific Islander	White	Two or More Races	Re
Redwood Academy of Ukiah	140	0.0%	0.7%	5.0%	2.1%	37.9%	1.4%	46.4%	6.4%	

Report Totals

Name	Total	African American	American Indian or Alaska Native	Asian	Filipino	Hispanic or Latino	Pacific Islander	White	Two or More Race
Redwood Academy of Ukiah	140	0.0%	0.7%	5.0%	2.1%	37.9%	1.4%	46.4%	6.4%
Ukiah Unified	6,499	0.6%	5.1%	0.9%	0.6%	53.3%	0.0%	35.0%	4.0%
Mendocino County	12,881	0.6%	6.5%	0.8%	0.4%	45.9%	0.1%	38.6%	4.1%
Statewide	6,002,523	5.2%	0.5%	9.5%	2.4%	55.3%	0.4%	21.7%	4.1%

Redwood Academy of Ukiah

Explore the performance of Redwood Academy of Ukiah under California's Accountability System.

Chronic Absenteeism



Orange

Suspension Rate




Green

Graduation Rate



No Performance Color

College/Career



No Performance Color

English Language Arts



Blue

Mathematics



Blue

Basics: Teachers, Instructional Materials, Facilities

STANDARD MET

Implementation of Academic Standards

STANDARD MET

Parent and Family Engagement

STANDARD MET

Local Climate Survey

STANDARD MET

Access to a Broad Course of Study

STANDARD MET

School Details

NAME

Redwood Academy of Ukiah

ADDRESS

1059 North State Street
Ukiah, CA 95482-3413

WEBSITE

<http://www.caredwoods...>

GRADES SERVED

7-12

REDWOOD ACADEMY OF UKIAH

Student Population

Explore information about this school's student population.

Enrollment

140

Socioeconomically Disadvantaged

47.1%

English Learners

2.1%

Foster Youth

0.7%

Academic Performance

View Student Assessment Results and other aspects of school performance.

LEARN MORE
English Language Arts




Blue

96.8 points above standard

Maintained 2.4 Points

EQUITY REPORT
Number of Student Groups in Each Color



LEARN MORE
Mathematics




Blue


56.5 points above standard

Maintained 0.6 Points

EQUITY REPORT
Number of Student Groups in Each Color



LEARN MORE
College/Career




No Performance Color

100% prepared

Increased 10% ▲

EQUITY REPORT
Number of Student Groups in Each Color



Local Indicators

LEARN MORE

Implementation of Academic Standards

STANDARD MET

Academic Engagement

See information that shows how well schools are engaging students in their learning.

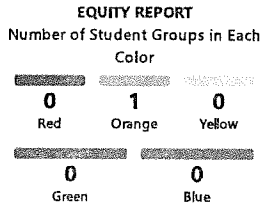
Chronic Absenteeism



Orange

12.2% chronically absent

Increased 7.2% ▲



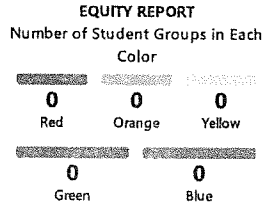
Graduation Rate



No Performance Color

100% graduated

Maintained 0%



Local Indicators

LEARN MORE

Access to a Broad Course of Study

STANDARD MET

REDWOOD ACADEMY OF UKIAH

Conditions & Climate

View data related to how well schools are providing a healthy, safe and welcoming environment.

LEARN MORE


Suspension Rate



Green

1.3% suspended at least once

Declined 0.6% ▼



Local Indicators

LEARN MORE

**Basics: Teachers,
Instructional Materials,
Facilities**

STANDARD MET

LEARN MORE

**Parent and Family
Engagement**

STANDARD MET

LEARN MORE

Local Climate Survey

STANDARD MET

Academic Performance


View student assessment results and other aspects of school performance under the California Accountability System.

English Language Arts

All Students

Explore how well students are meeting grade-level standards on the English Language Arts assessment. This measure is based on student performance on the Smarter Balanced Summative Assessment, which is taken annually by students in grades 3–8 and grade 11.

All Students



Blue

96.8 points above standard

Maintained 2.4 Points

Number of Students: 65

Student Group Details

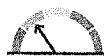
All Student Groups by Performance Level

1 Total Student Group



Red

No Students



Orange

No Students



Yellow

No Students



Green

No Students



Blue

White



No Performance Color

Asian

English Learners

Filipino

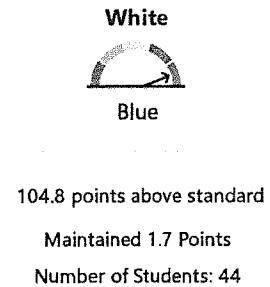
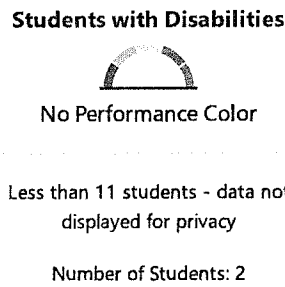
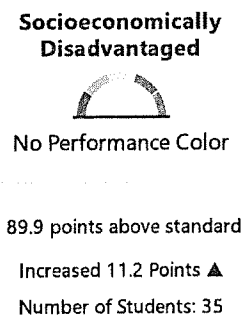
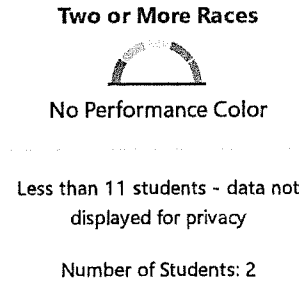
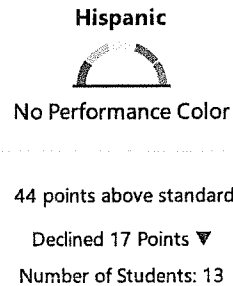
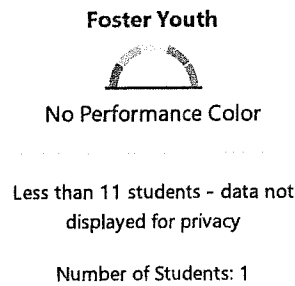
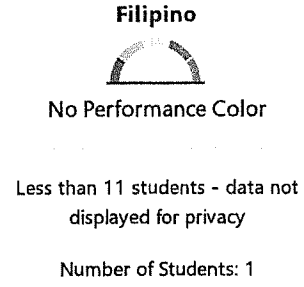
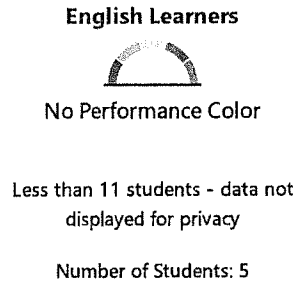
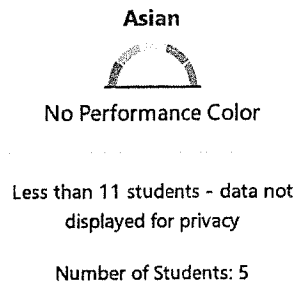
Foster Youth

Hispanic

Two or More Races

Socioeconomically Disadvantaged

Students with Disabilities



Distance From Standard (English Language Arts)

Distance from Standard measures how far, on average, students are from the lowest possible score for Standard Met. The Smarter Balanced Consortium has identified Standard Met as demonstrating the knowledge and skills necessary for students to be on track for college and career readiness at their grade level.

	2016	2017	2018
All Students	N/A	94.4 points above standard	96.8 points above standard

English Language Arts Data Comparisons: English Learners

Additional information on distance from standard for current English learners, prior or Reclassified English learners, and English Only students in English Language Arts.

Current English Learners

No Data

No Data

Number of Students: 2

Reclassified English Learners

No Data

No Data

Number of Students: 3

English Only

100.7 points above standard

Increased 6.6 Points ▲

Number of Students: 56

Mathematics

All Students

Explore how well students are meeting grade-level standards on the Mathematics assessment. This measure is based on student performance on the Smarter Balanced Summative Assessment, which is taken annually by students in grades 3–8 and grade 11.

All Students



Blue

56.5 points above standard

Maintained 0.6 Points

Number of Students: 65

Student Group Details

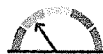
All Student Groups by Performance Level

1 Total Student Group



Red

No Students



Orange

No Students



Yellow

No Students



Green

No Students



Blue

White



No Performance Color

Asian

English Learners

Filipino

Foster Youth


Hispanic

Two or More Races

Socioeconomically Disadvantaged

Students with Disabilities

Asian



No Performance Color

Less than 11 students - data not displayed for privacy

Number of Students: 5

English Learners



No Performance Color

Less than 11 students - data not displayed for privacy

Number of Students: 5

Filipino




No Performance Color

Less than 11 students - data not displayed for privacy

Number of Students: 1

Foster Youth



No Performance Color

Less than 11 students - data not displayed for privacy

Number of Students: 1

Hispanic



No Performance Color

28.3 points below standard

Declined 33.4 Points ▼

Number of Students: 13

Two or More Races



No Performance Color

Less than 11 students - data not displayed for privacy

Number of Students: 2

Socioeconomically Disadvantaged



No Performance Color

53.1 points above standard

Maintained -0.8 Points

Number of Students: 35

Students with Disabilities



No Performance Color

Less than 11 students - data not displayed for privacy

Number of Students: 2

White



Blue

70.4 points above standard

Maintained -0.5 Points

Number of Students: 44

Mathematics Data Comparisons: English Learners

Additional information on distance from standard for current English learners, prior or Reclassified English learners, and English Only students in mathematics.

Current English Learners

No Data

No Data

Number of Students: 2

Reclassified English Learners

No Data

No Data

Number of Students: 3

English Only

62.2 points above standard

Increased 10.5 Points ▲

Number of Students: 56

All Students

Explore information on the percentage of high school graduates who are placed in the "Prepared" level on the College/Career Indicator.

All Students



No Performance Color

100% prepared

Increased 10% ▲

Number of Students: 13

Student Group Details

All Student Groups by Performance Level

0 Student Groups



Red

No Students



Orange

No Students



Yellow

No Students



Green

No Students



Blue

No Students



No Performance Color

Asian

Filipino

Hispanic

Homeless


Two or More Races

Socioeconomically Disadvantaged

Students with Disabilities

White

Asian

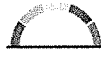


No Performance Color

Less than 11 students - data not displayed for privacy

Number of Students: 1

Filipino



No Performance Color

Less than 11 students - data not displayed for privacy

Number of Students: 1

Hispanic




No Performance Color

Less than 11 students - data not displayed for privacy

Number of Students: 2

Homeless



No Performance Color

Less than 11 students - data not displayed for privacy

Number of Students: 1

Two or More Races



No Performance Color

Less than 11 students - data not displayed for privacy

Number of Students: 1

Socioeconomically Disadvantaged




No Performance Color

Less than 11 students - data not displayed for privacy

Number of Students: 6

Students with Disabilities



No Performance Color

Less than 11 students - data not displayed for privacy

Number of Students: 1

White



No Performance Color

Less than 11 students - data not displayed for privacy

Number of Students: 8

Local Indicators

STANDARD MET

Implementation of Academic Standards

This measure covers the implementation of state academic standards.

Local educational agencies (LEAs) annually measure their progress in implementing state academic standards and report the results to its local governing board at a regularly scheduled meeting and reports to stakeholders and the public through the Dashboard.

The summary of progress is required to be based on information collected with locally selected measures or tools and includes a description of why the district chose the selected measure or tool.

Reflection Tool Rating Scale (lowest to highest)

- 2 Beginning Development
- 3 Initial Implementation
- 4 Full Implementation
- 5 Full Implementation And Sustainability

Professional Development

Progress in providing professional learning for teaching to the recently adopted academic standards and/or curriculum frameworks identified below.

English Language Arts – Common Core State Standards for English Language Arts

4 Full Implementation

English Language Development (Aligned to English Language Arts Standards)

3 Initial Implementation

Mathematics – Common Core State Standards for Mathematics

5 Full Implementation And Sustainability

Next Generation Science Standards

3 Initial Implementation

History - Social Science

2 Beginning Development

Instruction Manuals

Progress in making instructional materials that are aligned to the recently adopted academic standards and/or curriculum frameworks identified below available in all classrooms where the subject is taught.

English Language Arts – Common Core State Standards for English Language Arts

4 Full Implementation

English Language Development (Aligned to English Language Arts Standards)

3 Initial Implementation

Mathematics – Common Core State Standards for Mathematics

5 Full Implementation And Sustainability

Next Generation Science Standards

3 Initial Implementation

History - Social Science

2 Beginning Development

Policy & Program Support

Progress in implementing policies or programs to support staff in identifying areas where they can improve in delivering instruction aligned to the recently adopted academic standards and/or curriculum frameworks identified below (e.g., collaborative time, focused classroom walkthroughs, teacher pairing).

English Language Arts – Common Core State Standards for English Language Arts

5 Full Implementation And Sustainability

English Language Development (Aligned to English Language Arts Standards)

3 Initial Implementation

Mathematics – Common Core State Standards for Mathematics

4 Full Implementation

Next Generation Science Standards

3 Initial Implementation

History - Social Science

2 Beginning Development

Implementation of Standards

Progress implementing each of the following academic standards adopted by the State Board of Education for all students.

Career Technical Education

1 Exploration And Research Phase

Physical Education Model Content Standards

3 Initial Implementation

World Language

5 Full Implementation And Sustainability

Health Education Content Standards

3 Initial Implementation

Visual and Performing Arts

5 Full Implementation And Sustainability

Engagement of School Leadership

Success at engaging in the following activities with teachers and school administrators during the prior school year (including the summer preceding the prior school year).

Identifying the professional learning needs of groups of teachers or staff as a whole

4 Full Implementation

Identifying the professional learning needs of individual teachers

4 Full Implementation

Providing support for teachers on the standards they have not yet mastered

3 Initial Implementation

Academic Engagement

View data about academic participation.

Chronic Absenteeism

All Students

Explore information about the percentage of students in kindergarten through grade 8 who are absent 10 percent or more of the instructional days they were enrolled.

All Students



Orange

12.2% chronically absent

Increased 7.2% ▲

Number of Students: 49

Student Group Details

All Student Groups by Performance Level

1 Total Student Group



Red

No Students



Orange

White



Yellow

No Students



Green

No Students



Blue


No Students



No Performance Color

- American Indian
- Asian
- African American
- Students with Disabilities
- English Learners
- Filipino
- Foster Youth
- Hispanic
- Homeless
- Pacific Islander
- Socioeconomically Disadvantaged
- Two or More Races

American Indian




No Performance Color

Less than 11 students - data not displayed for privacy

Number of Students: 0

Asian




No Performance Color

Less than 11 students - data not displayed for privacy

Number of Students: 4

African American




No Performance Color

Less than 11 students - data not displayed for privacy

Number of Students: 0

Students with Disabilities



No Performance Color

Less than 11 students - data not displayed for privacy

Number of Students: 0

English Learners



No Performance Color

Less than 11 students - data not displayed for privacy

Number of Students: 2

Filipino




No Performance Color

Less than 11 students - data not displayed for privacy

Number of Students: 1

Foster Youth




No Performance Color

Less than 11 students - data not displayed for privacy

Number of Students: 1

Hispanic



No Performance Color

Less than 11 students - data not displayed for privacy

Number of Students: 7

Homeless




No Performance Color

Less than 11 students - data not displayed for privacy

Number of Students: 0

Pacific Islander



No Performance Color

Less than 11 students - data not displayed for privacy

Number of Students: 0

Socioeconomically Disadvantaged




No Performance Color

12.5% chronically absent

Increased 8.9% ▲

Number of Students: 32

Two or More Races



No Performance Color

Less than 11 students - data not displayed for privacy

Number of Students: 7

White



Orange

16.7% chronically absent

Increased 9% ▲

Number of Students: 30

Graduation Rate

All Students

Explore information about students completing high school, which includes students who receive a standard high school diploma or complete their graduation requirements at an alternative school.

All Students



No Performance Color

100% graduated

Maintained 0%

Number of Students: 13

Student Group Details

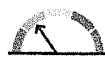
All Student Groups by Performance Level

0 Student Groups



Red

No Students



Orange

No Students



Yellow

No Students



Green

No Students



Blue

No Students



No Performance Color

Asian

Filipino

Hispanic


Homeless

Two or More Races


Socioeconomically Disadvantaged

Students with Disabilities

White



Asian




No Performance Color

Less than 11 students - data not displayed for privacy

Number of Students: 1

Filipino



No Performance Color

Less than 11 students - data not displayed for privacy

Number of Students: 1

Hispanic



No Performance Color

Less than 11 students - data not displayed for privacy

Number of Students: 2

Homeless



No Performance Color

Less than 11 students - data not displayed for privacy

Number of Students: 1

Two or More Races




No Performance Color

Less than 11 students - data not displayed for privacy

Number of Students: 1

Socioeconomically Disadvantaged




No Performance Color

Less than 11 students - data not displayed for privacy

Number of Students: 6

Students with Disabilities




No Performance Color

Less than 11 students - data not displayed for privacy

Number of Students: 1

White




No Performance Color

Less than 11 students - data not displayed for privacy

Number of Students: 8

Five Year Graduation Rate

The percentage of students who entered 9th grade for the first time in the 2013-14 school year who received a high-school diploma within five years of entering ninth grade. This includes students who graduated in four or five years.



Local Indicators

STANDARD MET

Access to a Broad Course of Study

This measure explores whether students have access to, and are enrolled in, a broad course of study including the programs and services developed and provided to unduplicated students and individuals with exceptional needs.

LEAs report progress in the extent to which students have access to, and are enrolled in, a broad course of study that includes the adopted courses of study specified in the California Education Code for Grades 1-6 and 7-12, as applicable, including the programs and services developed and provided to unduplicated students and individuals with exceptional needs to their local governing boards at a regularly scheduled meeting and reports to stakeholders and the public through the Dashboard.

The summary of progress is required to be based on information collected through locally selected tools and measures that identifies differences across school sites and student groups, barriers preventing student access, and any revisions to ensure access for all students.

1. The locally selected measures or tools used to track the extent to which all students have access to, and are enrolled in, a broad course of study, based on grade spans, unduplicated student groups, and individuals with exceptional needs served.

We use Powerschool to track all student course enrollments and progress. By design, all students at Redwood Academy are enrolled in a broad course of study to meet the University of California's a-g requirements. By way of Powerschool, we track the percentage of all students who successfully complete this course of study.

2. A summary of the differences across school sites and student groups having access to, and are enrolled in, a broad course of study, and may include a description of progress over time in the extent to which all students have access to, and are enrolled in, a broad course of study.

We are a small charter school with only one school site. As a result, there are no differences across school sites. Last year, 100% of seniors completed the UC a-g requirements. This is greater than the 84% of students the year prior. Over the last three years, Redwood Academy has increased its course options for juniors and seniors by way of its College Program whereby students can take concurrent enrollment courses at Mendocino College in addition to their classes at Redwood Academy. This program still allows students to meet the broad course of study dictated by the UC a-g requirements with greater variety in course options.

3. Identification of any barriers preventing access to a broad course of study for all students.

The greatest barrier to access is the school's small size whereby students who transfer in from other schools may not be able to get the

equivalent or subsequent coursework most appropriate in the grade at which they are enrolling.

4. Revisions, decisions, or new actions that will be implemented, or has been implemented, to ensure access to a broad course of study for all students.

We will continue to monitor students' course enrollments and academic progress closely to ensure that students can successfully access all a-g requirements as well as benefit from a variety of local college courses to supplement their studies at Redwood Academy.

Conditions and Climate

View data related to the attitudes, behaviors, and performance of students.

Suspension Rate

All Students

Explore information about the percentage of students in kindergarten through grade 12 who have been suspended at least once in a given school year. Students who are suspended multiple times are only counted once.

All Students



Green

1.3% suspended at least once

Declined 0.6% ▼

Number of Students: 149

Student Group Details

All Student Groups by Performance Level

3 Total Student Groups



Red

No Students



Orange

Hispanic



Yellow

No Students



Green

Socioeconomically Disadvantaged

White



Blue

No Students



No Performance Color

African American

Asian

English Learners

Filipino

Foster Youth

Two or More Races

Students with Disabilities

African American




No Performance Color

Less than 11 students - data not displayed for privacy

Number of Students: 1

Asian



No Performance Color

0% suspended at least once

No Data

Number of Students: 11

English Learners




No Performance Color

Less than 11 students - data not displayed for privacy

Number of Students: 4

Filipino



No Performance Color

Less than 11 students - data not displayed for privacy

Number of Students: 3

Foster Youth



No Performance Color

Less than 11 students - data not displayed for privacy

Number of Students: 2

Two or More Races




No Performance Color

0% suspended at least once

No Data

Number of Students: 16

Students with Disabilities



No Performance Color

Less than 11 students - data not displayed for privacy

Number of Students: 5

Hispanic



Orange

3.1% suspended at least once

Increased 3.1% ▲

Number of Students: 32

Socioeconomically Disadvantaged



Green

2.6% suspended at least once

Declined 0.3% ▼

Number of Students: 77

White



Green

1.2% suspended at least once

Declined 2.1% ▼

Number of Students: 86

Local Indicators

Basics: Teachers, Instructional Materials, Facilities

This measure addresses the percentage of appropriately assigned teachers; students' access to curriculum-aligned instructional materials; and safe, clean and functional school facilities.

As applicable, 100% of all school sites promptly address any complaints or other deficiencies identified throughout the academic year and provide information annually on progress meeting this standard to the local governing board at a regularly scheduled meeting and reports to stakeholders and the public through the Dashboard.

Mis-Assignments (0 EL) Of Teachers Of English Learners

0

Percent Of Students Without Access To Their Own Copies Of Standards-Aligned Instructional Materials For Use At School And At Home

0

Instances Where Facilities Do Not Meet The "Good Repair" Standard (Including Deficiencies And Extreme Deficiencies)

0

STANDARD MET

Parent and Family Engagement

This measure addresses receiving parent input in decision-making and promoting parental participation in education programs for students.

LEAs report progress of how they have sought input from parents in decision making and promoted parent participation in programs to their local governing boards at a regularly scheduled meeting and reports to stakeholders and the public through the Dashboard.

The summary of progress is required to be based on either information collected through surveys of parents/guardians or other local measures, and includes a description of why the district chose the selected measures, including whether progress on the selected measure is related to goals it has established for other Local Control Funding Formula (LCFF) priorities in its Local Control and Accountability Plan (LCAP).

Local Survey of Parents/Guardians

According to the 2017-18 parent survey, 90% of parents feel they can talk to school staff about their needs and concerns, 100% feel that the school is a safe place, 100% are satisfied with how the school is managed, and 90% feel their child is successful and adequately preparing for college. Anecdotal data suggests that while staff is always friendly and available, parents would like more formal opportunities to interact with staff and would like to avoid the lines they waited in during the one open house night. One parent mentioned the need to increase parent attendance at the parent advisory meetings. A handful of parents also expressed the desire to see a heavier emphasis on the arts education, career education, and acquiring knowledge for knowledge sake. This survey data is related to Redwood Academy's LCAP goal to increase students' feelings of college readiness and personal success in addition to providing parent observations about school safety and climate.

STANDARD MET

Local Climate Survey

This measure addresses information regarding the school environment based on a local climate survey administered every other year on the topics of school safety and connectedness.

LEAs report how they administered a local climate survey (at least every other year) that provides a valid measure of perceptions of school safety and connectedness to their local governing boards at a regularly scheduled meeting and reports to stakeholders and the public through the Dashboard.

The summary of progress is required to be based on information collected that captures a valid measure of student perceptions of school safety and connectedness in at least one grade within the grade span.

Local Climate Survey Summary

A survey is administered to students each spring. Quantitative questions parallel those on the parent survey. The survey fulfills the purpose of determining which school activities were seen by the students as needing improvement as well as determining how safe and comfortable students feel at school. Last year, student responses to survey questions varied. In response to the question about whether or not students felt safe at school, 91 percent of students responded that, yes, they felt safe and 9 percent answered with no. Additionally, 74 percent of student felt they could talk to staff about their needs, while 26 percent did not feel comfortable talking to staff about their needs. Within that 26 percent, many students noted that they did not feel comfortable opening up about their personal lives to teachers in general. Last year, in order to help get some baseline data for the school's LCAP goal regarding students viewing integrity, compassion, and effort as important measures of success, students answered yes or no to a question about whether or not they thought kindness and honesty were encouraged at school. 82 percent of students answered that, yes, they felt kindness and honesty were encouraged, while 18 percent answered no. The majority of students showed a positive attitude toward the school. Anecdotal information was also elicited to identify information about the student's relationship to staff and peers. As in years past, many of the students indicated that they thought the school was beneficial to them academically but that it would benefit from more fun activities. Some words students used to describe the school on their surveys included "safe haven," "stressful," "beneficial," "okay," "confusing," "superior," "weird," "authoritarian," "neat," "boring," "amazing," "hard working," "awesome," "great," "mild frustration," "supportive," and "challenging." There was one report of bullying on the student surveys.

This survey is an important metric for Redwood Academy's LCAP goal to creating a school climate that recognizes integrity, compassion, and effort in addition to providing direct observations about school safety and climate.

Custom Aggregate Report

← Create New Query

Row count: 12 Show

Summative ELPAC

Export

Column Order

Organization Assessment Grade Academic Year Subgroup

Organization	Assessment Grade	Academic Year	Subgroup	Students Tested	Achievement Comparison	Average Scale Score ± Error Band	Level 1	Level 2	Level 3	Level 4	Display value as
State	CALIFORNIA	7	2020-21 Overall	67733		1526 ± 0	11619	19823	22976	13315	Number
		8	2020-21 Overall	59807		1534 ± 0	10657	16728	20845	11577	Number
		9	2020-21 Overall	51834		1533 ± 0	11471	16593	17328	6442	Number
		10	2020-21 Overall	45059		1538 ± 0	10072	12788	15002	7197	Number
		11	2020-21 Overall	36441		1533 ± 1	9350	11812	10410	4869	Number
		12	2020-21 Overall	28238		1518 ± 1	7940	8114	7999	4185	Number
District	Redwood Acade...	7	2020-21 Overall	2		1553 ± 3	0	0	2	0	Number
		8	2020-21 Overall	1		1644	0	0	0	1	Number
		9	2020-21 Overall	2		1550 ± 33	0	1	1	0	Number
		10	2020-21 Overall	1		1551	0	0	1	0	Number
		11	2020-21 Overall	1		1593	0	0	1	0	Number
		12	2020-21 Overall	0		-	-	-	-	-	Number

RA Spring 2021

← Create New Query

Row count: 27 Show

Summative Math Export

Column Order

Organization Assessment Grade Academic Year Subgroup

0 empty rows Display value as Achievement levels
Show Hide Percent Number All Grouped

Organization	Assessment Grade	Academic Year	Subgroup	Students Tested	Achievement Comparison	Average Scale Score ± Error Band	Deficit Met Standard	Nearly Met Standard	Met Standard	Exceeded Standard
State CALIFORNIA	7	2020-21	Overall	97441		2516 ± 0	38352	25749	17519	15821
	8	2020-21	Overall	98529		2521 ± 0	45865	22489	13714	16452
	11	2020-21	Overall	269991		2576 ± 0	83958	49126	17695	31022
District Redwood Acade...	7	2020-21	Overall	19		2548 ± 17	4	9	3	3
	8	2020-21	Overall	29		2559 ± 25	5	7	3	5
	11	2020-21	Overall	25		2607 ± 27	7	6	7	5
School Redwood Acade...	7	2020-21	Overall	19		2548 ± 17	4	9	3	3
	8	2020-21	Overall	29		2559 ± 25	5	7	3	5
	11	2020-21	Overall	25		2607 ± 27	7	6	7	5

Summative ELA Export

Column Order

Organization Assessment Grade Academic Year Subgroup

0 empty rows Display value as Achievement levels
Show Hide Percent Number All Grouped

Organization	Assessment Grade	Academic Year	Subgroup	Students Tested	Achievement Comparison	Average Scale Score ± Error Band	Deficit Met Standard	Nearly Met Standard	Met Standard	Exceeded Standard
State CALIFORNIA	7	2020-21	Overall	97464		2542 ± 0	26441	22461	32996	16256
	8	2020-21	Overall	99448		2552 ± 0	27966	24597	30718	15807
	11	2020-21	Overall	297890		2604 ± 0	40995	44210	62522	50244
District Redwood Acade...	7	2020-21	Overall	19		2604 ± 18	1	3	10	5
	8	2020-21	Overall	19		2574 ± 20	4	3	10	2
	11	2020-21	Overall	25		2624 ± 22	2	9	7	7
School Redwood Acade...	7	2020-21	Overall	19		2604 ± 18	1	3	10	5
	8	2020-21	Overall	19		2574 ± 20	4	3	10	2
	11	2020-21	Overall	25		2624 ± 22	2	9	7	7

Summative CAST Export

Column Order

Organization Assessment Grade Academic Year Subgroup

0 empty rows Display value as Achievement levels
Show Hide Percent Number All Grouped

Organization	Assessment Grade	Academic Year	Subgroup	Students Tested	Achievement Comparison	Average Scale Score ± Error Band	Standard Met Level 1	Standard Nearly Met Level 2	Standard Met Level 3	Standard Exceeded Level 4
State CALIFORNIA	8	2020-21	Overall	76435		398 ± 0	17183	38983	13580	6689
	11	2020-21	Overall	44177		602 ± 0	6451	23934	10630	3162
	12	2020-21	Overall	62214		600 ± 0	9287	35915	13486	3526
District Redwood Acade...	8	2020-21	Overall	19		404 ± 4	2	12	3	2
	11	2020-21	Overall	24		608 ± 4	2	13	6	3
	12	2020-21	Overall	23		621 ± 3	0	11	7	5
School Redwood Acade...	8	2020-21	Overall	19		404 ± 4	2	12	3	2
	11	2020-21	Overall	24		608 ± 4	2	13	6	3
	12	2020-21	Overall	23		621 ± 3	0	11	7	5

506 Health and Safety rev. 1/26/16, 1/24/17, 10/17/17, 10/16/18, 5/5/20

506.1 Charter Academy of the Redwoods implements a comprehensive set of health, safety, and risk management policies. An onsite designee shall oversee proper reporting procedures for all safety issues, injuries or other health and safety related occurrences in a manner consistent with the Family Education Rights and Privacy Act (FERPA). Information about health and safety matters will be provided to each employee upon hire.

1. Procedures for Background Checks: In keeping with BP 401.15, CAR will comply with the provisions of Education Code Section 44237 and 45125.1 regarding the fingerprinting and background clearance of employees, contractors and volunteers prior to employment, volunteering, or contract services, or any unsupervised contact with pupils of Charter Academy of the Redwoods. Each employee of the school will be fingerprinted and furnish the school with a criminal record summary; each volunteer in the classroom and each volunteer who accompanies students on overnight field trips, or field trips more than 150 miles from the school, will be fingerprinted and furnish CAR with a criminal record summary. The administrator or designee shall monitor compliance with this policy and report any exceptions to the President and UUSD.
2. Role of Staff as Mandated Child Abuse Reporters: All classified and certificated staff will be mandated child abuse reporters and will follow all applicable reporting laws, following the same policies and procedures used by the UUSD.
3. Tuberculosis Testing: CAR will follow the requirement of Education Code Section 49406 in requiring evidence of current tuberculosis clearance for all employees prior to beginning employment. The administrator or designee shall monitor compliance with this policy and report any exceptions to the President and UUSD.
4. Immunizations: CAR will adhere to all legally required immunization laws or entering students pursuant to Health and Safety Code Section 120325-120375 and Title 17, California Code of Regulations Section 6000-6075. CAR requires all enrolling students to provide documentation of immunization in accord with the law, including immunizations for polio, diphtheria, tetanus, pertussis, measles, mumps, rubella, hepatitis B, and varicella, as described in the Department of Health Services Document IMM-231. The immunization policy honors permanent medical exemptions for all students and personal belief exemptions filed before January 1, 2016 for all students except for those entering grade seven. Records of student immunizations are maintained in a separate health file for each student.
5. Medication in School: CAR will adhere to the provisions of Education Code Section 49423 regarding the administration of medication in school. Any student requiring the administration of medication in school has on file written statements from both the child's health care provider and from the parent/guardian regarding the details of the medication. These statements are renewed annually. The unlicensed personnel who administer these medications are trained in the safe administration of the medication and to be alert for any adverse reactions. All such medications are kept securely locked up. Students who have written statements on file from both their health care provider and their parent/guardian to carry and self-administer an asthma inhaler or EpiPen may administer their own medications as needed. A signed statement is kept on file releasing school personnel and the school district of any civil liability in case of an adverse reaction. In addition, a signed release is kept on file giving the designated personnel liberty to consult with the

child's health care provider regarding the administration of said medication in school.

6. EpiPens: CAR will have on hand epinephrine auto injectors, also known as EpiPens, for the event of an unexpected life-threatening anaphylactic episode. One EpiPen and one EpiPen Jr. will be kept in each of the offices at 1031 and 1059 N. State St. One EpiPen and one EpiPen Jr to be kept in each of the Flower, Home Arts and Junior Buildings. The EpiPens will be prescribed by a physician and will be replaced when they expire. Designated faculty and staff will be trained in recognition of anaphylaxis, CPR, and in the safe administration of the EpiPen. EpiPen trainings will be repeated every year under the supervision of a Nurse. Emergency forms will include a section to sign giving the school permission to administer epinephrine in case of a life-threatening anaphylactic event. A report will be filled out after every incident and delivered to the prescribing physician and placed in the student's health chart.

7. Health Care Screenings: CAR will adhere to the provisions of Education Code Sections 49450-49456 with regard to physical exams of students in school. Employees may participate in the screenings upon request to their supervisor.

a. Vision—Qualified personnel screens all students in mandated grades annually for visual acuity, gross eye anomalies, visual performance and perception; and screens all male students for color vision. Referrals are made for students who do not pass the vision screening.

b. Hearing— All students in grades 5 and 8 are screened annually for hearing acuity. Referrals are made for those students who fail the initial screen or who are absent on the day of screening.

c. Scoliosis— Qualified personnel screens all 7th grade female students and all 8th grade male students annually for scoliosis; students who have waivers on file are not screened. Referrals are made for those students who register a 10° curvature on the scoliometer.

d. Physical examination—CAR adheres to the provisions of Health and Safety Codes 324.2, 325.5.

8. Emergency Preparedness--The School Safety Site Plan is maintained to comply with FEMA and OSHA recommendations, and will be submitted landholders as appropriate. These policies are maintained in consultation with the school's insurance carriers and at a minimum include:

a. Response to natural disasters and emergencies including fire, flood, earthquake, dirty bombs and toxic spills, siege, explosions, airplane disasters, and serious personal injuries

b. Training of personnel in first aid and emergency response and exposure/ handling of hazardous materials

c. Insuring the safety and limiting the liability for students, staff and volunteers for off campus events, and for persons coming to or leaving campus

d. Insuring safety and limiting liability for volunteers working on campus.

CAR shall adhere to an Emergency Preparedness Guideline drafted specifically to meet the needs of the school site. These policies are incorporated as appropriate into the school's student and staff handbooks and

will be reviewed on an ongoing basis in the school's staff development efforts. Any additional health and safety policies and procedures along with any revisions of existing policies and procedures shall be submitted annually to the District as part of the annual programmatic audit of the charter school.

9. Blood Borne Pathogens: CAR meets state and federal standards for dealing with blood borne pathogens and other potentially infectious materials on campus. A written "Exposure Control Plan" is in place, designed to protect employees from possible infection due to contact with blood borne viruses, including human immunodeficiency virus (HIV) and hepatitis B virus (HBV). Faculty and staff must review and sign the policy annually. Whenever exposed to blood or other body fluids through injury or accident, students and staff should follow the latest medical protocol for disinfecting procedures.

10. Drug Free/Smoke Free Environment: In keeping with BP 401.10, CAR maintains a drug and alcohol and smoke free environment and adhere to the Code of Federal Regulations, Title 49, Parts 40 and 382

11. Bullying and Harassment Policies and Procedures: In keeping with BP 401.01 and 401.02 CAR is committed to providing a school that is free from sexual harassment, as well as any bullying and harassment based upon factors such as the person's actual or perceived characteristics of race or ethnicity, color, ancestry, nationality, national origin, immigration status, ethnic group identification, age, religion, marital status, pregnancy, parental status, physical or mental disability, sex, sexual orientation, gender, gender identity, gender expression, or genetic information, or any other characteristic identified by state or federal law, or based on his/her association with a person or group with one or more of these actual or perceived characteristics. Misconduct of this nature is very serious and will be subject to disciplinary measures. Concerns about bullying, discrimination, or harassment will be addressed through the uniform complaint procedure adopted by CAR.

12. Field Trip Water Safety Policies: CAR does not permit field trips which include swimming, wading, and general exposure of students to bodies of water without prior approval of the CAR Board of Directors.

13. Suicide Prevention: CAR recognizes that suicide is a major cause of death among youth and should be taken seriously. In order to attempt to reduce suicidal behavior and its impact on students and families, the Principal or designee shall develop strategies for prevention, intervention, and postvention. The Principal or designee may involve health professionals, other school staff, parents/guardians, students, local health agencies, and community organizations in planning, implementing, and evaluating CAR's strategies for suicide prevention, intervention, and postvention. As appropriate, these strategies shall specifically address the needs of students who are at high risk of suicide, including, but not limited to, students bereaved by suicide; students with disabilities, with mental health issues, or substance use disorders; students experiencing homelessness or who are in foster care; lesbian, gay, bisexual, transgender, or questioning youth. This policy shall be reviewed by the Board and updated as necessary annually.

Suicide prevention strategies may include, but not be limited to:

1. Staff training on suicide awareness and prevention for teachers and other school employees who interact with students. The training shall include:
 - a. Information on the higher risk of suicide among certain groups, including, but not limited to, students bereaved by suicide; students with disabilities, mental health issues, or substance use disorders; students experiencing homelessness or who are in foster care; lesbian, gay, bisexual, transgender, or questioning youth;
 - b. Individual risk factors such as previous suicide attempt(s) or self-harm, history of depression or mental health issues, family history of suicide or violence, feelings of isolation, interpersonal conflicts, a recent severe stressor or loss, family instability, impulsivity, and other factors;
 - c. Warning signs that may indicate depression, emotional distress, or suicidal intentions, such as changes in students' personality or behavior and verbalizations of hopelessness or suicidal intent;
 - d. Community resources and services;
 - e. Appropriate ways to interact with a student who is demonstrating emotional distress or is suicidal and procedures for intervening when a student attempts, threatens, or discloses the desire to die by suicide, including, but not limited to, appropriate protocols for monitoring the student while the immediate referral of the student to medical or mental health services is being processed.
2. Efforts to promote a positive school climate that enhances students' feelings of connectedness with the school and is characterized by a caring staff and harmonious relationships among students.
3. Student identification cards shall include the National Suicide Prevention Lifeline telephone number, the National Domestic Violence Hotline number, and may also include the Crisis Text Line or other local crisis numbers.

Suicide intervention strategies may include, but not be limited to:

1. Students shall be encouraged to notify a teacher, principal, or other adult when they are experiencing thoughts of suicide or when they suspect or have knowledge of another student's suicidal intentions.
2. Whenever a staff member suspects or has knowledge of a student's suicidal intentions, he/she shall promptly notify the Principal or designee. Every statement regarding suicidal intent shall be taken seriously. The Principal or designee shall then notify the student's parent/guardians if there is reasonable cause to believe that it is necessary to avert a clear and present danger to the health, safety, or welfare of the student or others as soon as possible and may refer the student to mental health resources in the community. School employees shall only act within the authorization and scope of their credential or license. An employee is not authorized to diagnose or treat mental health issues unless they are specifically licensed and employed to do so.
3. The principal or designee shall document any suicide attempt or threat in writing, including the steps the school took in response.

Suicide postvention strategies may include, but not be limited to:

1. In the event that a student dies by suicide the Principal or designee shall communicate with the student's parents/guardians to offer condolences and assistance. In accordance with confidentiality of student record information, the

Principal or designee shall consult with the parents/guardians regarding facts that may be divulged to other students, parents/guardians, and staff.

2. The Principal or designee shall implement procedures to address students' and staff's grief and to minimize the risk of imitative suicide or suicide contagion. The Principal or designee shall provide students, parents/guardians, and staff with information, counseling, and/or referrals to community agencies as needed. School staff may receive assistance from mental health professionals in determining how best to discuss the suicide or attempted suicide with students.
3. The school's response to media shall be handled by the Principal or designee and focus on the postvention plan and available resources.
4. After any suicide or attempted suicide by a student, the Principal or designee shall provide an opportunity for all staff who responded to the incident to debrief, evaluate the effectiveness of the strategies used, and make recommendations for future actions.

Independent Living Skills Matrix

Grade	Career/College Preparation	Primary Areas of Emphasis	Quarterly Projects
7	Q1-4: Career & College Goal Setting Q1: College Visitation	Organization & Planning <ul style="list-style-type: none"> ● Binder, Backpack ● Computer Related (files, folders, drives) ● Time Mgmt./ Prioritizing 	Q1: Academic Schedule/ Weekly Assignment Log Q2: Binder Organization/ Weekly Assignment Log Q3: Computer File Folder Organization/ Weekly Assignment Log Q4: Leadership Project/ Weekly Assignment Log
8	Q1-4: Career & College Goal Setting Q1: College Visitation	Social Skills <ul style="list-style-type: none"> ● Social Etiquette ● Conflict Res/Anger Mgmt. ● Approaching Teachers ● Communication Skills & Leadership Dev. 	Q1: Etiquette Presentations Q2: Conflict Resolution Projects Q3: Communication Posters Q4: Leadership Essay
9	Q1-4: Career & College Goal Setting Q1: College Visitation	Physical Fitness & Safety <ul style="list-style-type: none"> ● Fitness Basics ● Fitness Testing ● Hygiene & Safety Habits 	Q1-4: TeenCERT Training Q2: Cardio-Vascular Data Log Q3: Fitness Journal Q4: First Aid Certification
10	Q1-4: Career & College Goal Setting Q1: College Visitation Q2: Career Presentation by nutrition prof. such as dietician	Nutrition/Health Habits <ul style="list-style-type: none"> ● Nutrition & Health Basics ● Diet's Role in Chronic Disease ● Stress Mgmt./Sleep needs ● Debunking Diet Fads and Health Product Scams (consumer ed.) 	Q1: Food Intake Log Q2: Family Health Histories Bogus Product Ads Q3: Build A Healthy Lunch Project Q4: Leadership Project
11	Q1-4: Career & College Goal Setting Q1: College Visitation Q3: College Presentations	Personal Finance/Community Service <ul style="list-style-type: none"> ● Budgeting ● Banking/ Investments ● Credit / Debt ● Community Needs and Contributions 	Q1: Career-based Budget Project Q2: Investments Project Q3: Community Service Project Q4: Community Service Project Q1-4: Buddy Program
12	Q1-4: Career & College Goal Setting	Transitions to Independence <ul style="list-style-type: none"> ● Communicating your Best Self ● Applications: College and Career 	Q1: College Admissions/ Scholarship Essay

Independent Living Skills Matrix

	<p>Q1-3: College and Scholarship Applications</p> <p>Q1: College Visitation</p> <p>Q2: FAFSA Submission</p> <p>Q3: Career Presentations</p> <p>Q4: Senior Seminars</p> <p>Q4: Career Bound</p>	<ul style="list-style-type: none"> ● College Finances ● FAFSA ● Household Maintenance ● Buddy Mentor Program ● Resumé Development 	<p>Q2: College Planning Packet or Application Submission</p> <p>Q3: Career Presentation</p> <p>Q4: Your Personal Resumé</p> <p>Q1-4: Buddy Program</p>
--	--	--	--

